

LEA Name : Antietam SD
Address : 100 Antietam Rd Stony Ck Mills
Reading , PA 19606

County : Berks
AUN Number : 114060503
LEA Type : SD


Annual Financial Report Accuracy Certification Statement

For Fiscal Year Ending
6/30/2023

Pennsylvania Department of Education
&
Office of Comptroller Operations

PDE-2056: Intermediate Unit
PDE-2057: School District, AVTS/CTC, Charter School,
and Special Program Jointure


CERTIFICATION: By signing this page I agree that the electronic data submitted is a complete and accurate statement of the financial operations and status of the local education agency for the fiscal year. It has been prepared in accordance with generally accepted accounting principles and established Commonwealth of PA reporting guidelines.



Chief School Administrator Signature

1/12/2024

Date



Board Secretary Signature

1/12/2024

Date

Tracy Detwiler

Contact Person

tdetwiler@antietamsd.org

Contact Person E-mail Address

(610)779-2606 Ext :

Contact Person Telephone Number

Contact Person Fax Number

Audit Certification
Annual Financial Report:
For Fiscal Year Ending **6/30/2023**
(Pursuant to PA School Code Section 218(b))

LEA Name : Antietam SD
AUN Number : 114060503
County : Berks

Audit Certification Due: 12/31/2023

This certification is applicable to the Annual Financial Report data submitted through the Consolidated Financial Reporting System (CFRS).

CERTIFICATION: By signing this page I agree that the financial statements of the school have been properly audited as noted above pursuant to Article XXIV, and in the auditor's professional opinion, the Annual Financial Report (PDE-2057) submitted through CFRS is materially consistent with the audited financial statements.


Chief School Administrator



Signature

12/29/2023
Date

Board Secretary



Signature

12/29/2023
Date

Tracy Detwiler

Contact Person

tdetwiler@antietamsd.org

Contact Person E-mail Address

(610)779-2606

Ext :

Contact Person Telephone Number

Contact Person Fax Number



ANTIETAM SCHOOL DISTRICT

Book	Policy Manual
Section	600 Finances
Title	GASB Statement 34
Code	622
Status	Active
Adopted	November 26, 2001
Last Revised	February 24, 2014

Purpose

The Board recognizes the need to implement the required accounting and financial reporting standards stipulated by the Pennsylvania Department of Education.

The primary objectives of implementing the GASB Statement 34 are to assure compliance with state requirements, and to properly account for both the financial and economic resources of the district.

Authority

Participation of the school district in any such activity shall be in accordance with Board policy.[\[1\]](#)[\[2\]](#)

Definition

A **capitalized asset** shall be any asset acquired by donation or purchase that has a useful life of longer than one (1) year or extends the life of another capitalized asset or increases its value and meets a specific dollar threshold.

Delegation of Responsibility

The responsibility to coordinate the compilation and preparation of all information necessary to implement this policy is delegated to the Business Manager.

The designated individual shall be responsible for implementing the necessary procedures to establish and maintain a fixed asset inventory, including depreciation schedules. Depreciation shall be computed on a straight-line basis over the useful lives of the assets, using an averaging convention. Normal maintenance and repairs shall be charged to expense as incurred; major renewals and betterments that materially extend the life or increase the value of the asset shall be capitalized. A schedule of accumulated depreciation shall be consistent from year to year. The basis for depreciation, including groups of assets and useful lives, shall be in writing and submitted for review to the independent auditors.

The Business Manager shall prepare the required Management Discussion and Analysis (MD&A). The MD&A shall be in the form required by GASB Statement 34 and shall be submitted to the Board for approval, prior to publication.

Prior to submission of the MD&A for Board approval, the independent auditors shall review the MD&A, in accordance with SAS No. 52, "Required Supplementary Information."

Guidelines

In order to associate debt with acquired assets, and to avoid net asset deficits, any asset that has been acquired with debt proceeds shall be capitalized, regardless of the cost of the asset. The asset life of these assets shall be considered relative to the time of the respective debt amortizations.

For all other assets not acquired by debt proceeds, the dollar value of any single item for inclusion in the fixed assets accounts shall be not less than \$1,500.

The capitalization threshold shall be set at a level that will capture at least eighty percent (80%) of all fixed assets. Management should periodically review these levels with assistance from the local independent auditor and make any modifications necessary.

All capitalized assets shall be recorded at historical cost at acquisition date or estimated cost if acquired prior to the date of the initial inventory. Any donated capital asset shall be recorded at the date of donation using the fair market value of the item at that date.

The assets listed below do not normally individually meet capitalization threshold criteria:

1. Library books.
2. Classroom texts.
3. Computer equipment.
4. Classroom furniture.

These asset category costs shall be capitalized and depreciated as groups when that group's acquisition cost exceeds the capitalization threshold in any given fiscal year.

For group asset depreciation purposes, the estimated useful life of the group may be based on the weighted average or simple average of the useful life of individual items, or on an assessment of the life of the group as a whole. Periodically, the district shall review the estimated life of groups of assets and adjust the remaining depreciation life of the group.

Assets that fall below the capitalization threshold for GASB 34 reporting purposes may still be significant for insurance, warranty service, and obsolescence/replacement policy tracking purposes. The district may record and maintain these non-GASB 34 asset inventories in subsidiary ledgers.

Legal

1. 24 P.S. 218

2. 24 P.S. 613

Governmental Accounting Standards Board, Statement No. 34

<u>Val Number</u>	<u>Description</u>	<u>Justification</u>
30116	Revenue Detail: A large amount has been reported as Earnings on Investments in Fund 32, account 6500, which should only include interest and/or dividend earnings. Correct or provide a brief explanation of the revenue reported. Revenue Detail 6500, Fund 32: \$19,161.20	Interest rates are much higher than they have been in previous years.
42330	Expenditure Detail: AFR amount must equal or exceed PDE FAI System amount. 1000-562, AFR Exp Detail: \$565,030.58 1000-562, PDE FAI System: \$604,498.75	PDE FAI System includes 21-22 1000-562 deducts (expenses.)
50450	SESS - 2350 Legal and Accounting Services: SESS Schedule amounts for Special Education vary from prior year by 40% or more. Correct the data or enter a justification. SESS Schedule 2350: \$93,378.68 Prior Year SESS Schedule 2350: \$17,139.00	More due process cases and settlements than the prior year.

LEA : 114060503 Antietam SD

Printed 1/12/2024 3:34:00 PM

Amounts Expressed in Whole Dollars		<u>General Fund</u> <u>(10)</u>	<u>Student Sponsored</u> <u>Activity Fund</u> <u>(21)</u>	<u>Public Purpose Trust</u> <u>(27)</u>	<u>Other Compt Approved</u> <u>(28)</u>	<u>Athletic / Activity</u> <u>(29)</u>
Assets And Deferred Outflows Of Resources						
Assets						
0100	Cash and Cash Equivalents	8,709,474	87,050	6,244		
0110	Investments					
0120	Taxes Receivable	430,281				
0130	Due From Other Funds	302,921				
0141	Due From Other Governments	266,855				
0142	State Revenue Receivable	904,294				
0143	Federal Revenue Receivable	1,543,787				
0145	Other Intergovernmental Revenue Receivable					
0146	Due from Primary Government					
0147	Due from Component Unit					
0150	Other Receivables	14,480				
0170	Inventories					
0180	Prepaid Expenses (Expenditures)					
0190	Other Current Assets					
Total Assets		\$12,172,092	\$87,050	\$6,244		
0910	Deferred Outflows of Resources					
Total Assets And Deferred Outflows Of Resources		\$12,172,092	\$87,050	\$6,244		

LEA : 114060503 Antietam SD

Printed 1/12/2024 3:34:00 PM

Amounts Expressed in Whole Dollars		<u>Capital Reserve (690.</u> <u>1850)</u> <u>(31)</u>	<u>Capital Reserve (1431)</u> <u>(32)</u>	<u>Other Capital Projects</u> <u>Fund</u> <u>(39)</u>	<u>Debt Service</u> <u>(40)</u>	<u>Permanent</u> <u>(90)</u>
Assets And Deferred Outflows Of Resources						
Assets						
0100	Cash and Cash Equivalents		514,409	2,054,205		
0110	Investments					
0120	Taxes Receivable					
0130	Due From Other Funds			7,500		
0141	Due From Other Governments					
0142	State Revenue Receivable					
0143	Federal Revenue Receivable					
0145	Other Intergovernmental Revenue Receivable					
0146	Due from Primary Government					
0147	Due from Component Unit					
0150	Other Receivables					
0170	Inventories					
0180	Prepaid Expenses (Expenditures)					
0190	Other Current Assets					
Total Assets			\$514,409	\$2,061,705		
0910	Deferred Outflows of Resources					
Total Assets And Deferred Outflows Of Resources			\$514,409	\$2,061,705		

LEA : 114060503 Antietam SD

Printed 1/12/2024 3:34:00 PM

Amounts Expressed in Whole Dollars		<u>Total Governmental</u> <u>Funds</u>
Assets And Deferred Outflows Of Resources		
Assets		
0100 Cash and Cash Equivalents		11,371,382
0110 Investments		
0120 Taxes Receivable		430,281
0130 Due From Other Funds		310,421
0141 Due From Other Governments		266,855
0142 State Revenue Receivable		904,294
0143 Federal Revenue Receivable		1,543,787
0145 Other Intergovernmental Revenue Receivable		
0146 Due from Primary Government		
0147 Due from Component Unit		
0150 Other Receivables		14,480
0170 Inventories		
0180 Prepaid Expenses (Expenditures)		
0190 Other Current Assets		
Total Assets		\$14,841,500
0910 Deferred Outflows of Resources		
Total Assets And Deferred Outflows Of Resources		\$14,841,500

LEA : 114060503 Antietam SD

Printed 1/12/2024 3:34:00 PM

Amounts Expressed in Whole Dollars		<u>General Fund</u> <u>(10)</u>	<u>Student Sponsored</u> <u>Activity Fund</u> <u>(21)</u>	<u>Public Purpose Trust</u> <u>(27)</u>	<u>Other Compt Approved</u> <u>(28)</u>	<u>Athletic / Activity</u> <u>(29)</u>
Liabilities And Deferred Inflows Of Resources And Fund Balances						
Liabilities						
0400	Due to Other Funds	30,120				
0411	Due to Other Governments	255,220				
0412	Due to Primary Government					
0413	Due to Component Unit					
0420	Accounts Payable	567,948				
0430	Contracts Payable					
0440	Current Portion of Long-Term Debt					
0450	Short-Term Payables					
0461	Accrued Salaries and Benefits	1,647,757				
0462	Payroll Deductions and Withholding					
0480	Unearned Revenues	317,471				
0490	Other Current Liabilities	56,031	106			
Total Liabilities		\$2,874,547	\$106			
0950	Deferred Inflows of Resources	286,142				
Fund Balances						
0810	Nonspendable Fund Balance					
0820	Restricted Fund Balance		86,944	6,244		
0830	Committed Fund Balance	5,131,082				
0840	Assigned Fund Balance	1,824,072				
0850	Unassigned Fund Balance	2,056,249				
Total Fund Balances		\$9,011,403	\$86,944	\$6,244		
Total Liabilities, Deferred Inflows Of Resources And Fund Balances		\$12,172,092	\$87,050	\$6,244		

LEA : 114060503 Antietam SD

Printed 1/12/2024 3:34:00 PM

Amounts Expressed in Whole Dollars		<u>Capital Reserve (690.</u> <u>1850)</u> <u>(31)</u>	<u>Capital Reserve (1431)</u> <u>(32)</u>	<u>Other Capital Projects</u> <u>Fund</u> <u>(39)</u>	<u>Debt Service</u> <u>(40)</u>	<u>Permanent</u> <u>(90)</u>
Liabilities And Deferred Inflows Of Resources And Fund Balances						
Liabilities						
0400	Due to Other Funds			300,000		
0411	Due to Other Governments					
0412	Due to Primary Government					
0413	Due to Component Unit					
0420	Accounts Payable			73,065		
0430	Contracts Payable					
0440	Current Portion of Long-Term Debt					
0450	Short-Term Payables					
0461	Accrued Salaries and Benefits					
0462	Payroll Deductions and Withholding					
0480	Unearned Revenues					
0490	Other Current Liabilities					
Total Liabilities				\$373,065		
0950	Deferred Inflows of Resources					
Fund Balances						
0810	Nonspendable Fund Balance					
0820	Restricted Fund Balance		514,409	1,688,640		
0830	Committed Fund Balance					
0840	Assigned Fund Balance					
0850	Unassigned Fund Balance					
Total Fund Balances			\$514,409	\$1,688,640		
Total Liabilities, Deferred Inflows Of Resources And Fund Balances			\$514,409	\$2,061,705		

LEA : 114060503 Antietam SD

Printed 1/12/2024 3:34:00 PM

Amounts Expressed in Whole Dollars		<u>Total Governmental</u> <u>Funds</u>
Liabilities And Deferred Inflows Of Resources And Fund Balances		
Liabilities		
0400 Due to Other Funds		330,120
0411 Due to Other Governments		255,220
0412 Due to Primary Government		
0413 Due to Component Unit		
0420 Accounts Payable		641,013
0430 Contracts Payable		
0440 Current Portion of Long-Term Debt		
0450 Short-Term Payables		
0461 Accrued Salaries and Benefits		1,647,757
0462 Payroll Deductions and Withholding		
0480 Unearned Revenues		317,471
0490 Other Current Liabilities		56,137
Total Liabilities		\$3,247,718
0950 Deferred Inflows of Resources		286,142
Fund Balances		
0810 Nonspendable Fund Balance		
0820 Restricted Fund Balance		2,296,237
0830 Committed Fund Balance		5,131,082
0840 Assigned Fund Balance		1,824,072
0850 Unassigned Fund Balance		2,056,249
Total Fund Balances		\$11,307,640
Total Liabilities, Deferred Inflows Of Resources And Fund Balances		\$14,841,500

Amounts Expressed in Whole Dollars	<u>General Fund</u> <u>(10)</u>	<u>Student Sponsored</u> <u>Activity Fund</u> <u>(21)</u>	<u>Public Purpose Trust</u> <u>(27)</u>	<u>Other Compt Approved</u> <u>(28)</u>	<u>Athletic / Activity</u> <u>(29)</u>
Revenues					
6000 Revenue from Local Sources	13,096,007	83,793	100		
7000 Revenue from State Sources	9,912,597				
8000 Revenue from Federal Sources	2,247,129				
Total Revenues	\$25,255,733	\$83,793	\$100		
Expenditures					
1000 Instruction	12,790,851				
2000 Support Services	7,399,318				
3000 Operation of Non-Instructional Services	473,818	68,662	800		
4000 Facilities Acquisition, Construction and Improvement Services	578,045				
5110 Debt Service	1,707,336				
5130 Refund of Prior Year Revenues / Receipts	76,210				
5140 Leases and Other Right-to-Use Arrangements	14,556				
Total Expenditures	\$23,040,134	\$68,662	\$800		
Excess (Deficiency) Of Revenues Over Expenditures	\$2,215,599	\$15,131	(\$700)		
Other Financing Sources (Uses)					
9110 Face Value of Bonds Issued					
9120 Proceeds from Refunding of Bonds					
9130 Bond Premiums					
9200 Proceeds from Extended Term Financing, Leases, and Other Right-to-Use Arrangements					
9300 Interfund Transfers - IN					
9400 Sale of or Compensation for Loss of Fixed Assets	18,061				
9710 Transfers from Component Units					
9720 Transfers from Primary Governments					
9910 Other Financing Sources Not Listed in the 9000 Series					
9990 Insurance Recoveries					
5120 Debt Service – Refunded Bonds					
5150 Bond Discounts					
5200 Interfund Transfers – Out					
5300 Transfers Out to Component Units/Primary Governments					
Total Other Financing Sources (Uses)	\$18,061				

Amounts Expressed in Whole Dollars		<u>Capital Reserve (690.1850)</u> <u>(31)</u>	<u>Capital Reserve (1431)</u> <u>(32)</u>	<u>Other Capital Projects</u> <u>Fund</u> <u>(39)</u>	<u>Debt Service</u> <u>(40)</u>	<u>Permanent</u> <u>(90)</u>
Revenues						
6000	Revenue from Local Sources		19,161	72,981		
7000	Revenue from State Sources					
8000	Revenue from Federal Sources					
Total Revenues			\$19,161	\$72,981		
Expenditures						
1000	Instruction					
2000	Support Services					
3000	Operation of Non-Instructional Services					
4000	Facilities Acquisition, Construction and Improvement Services		38,470	469,657		
5110	Debt Service					
5130	Refund of Prior Year Revenues / Receipts					
5140	Leases and Other Right-to-Use Arrangements					
Total Expenditures			\$38,470	\$469,657		
Excess (Deficiency) Of Revenues Over Expenditures			(\$19,309)	(\$396,676)		
Other Financing Sources (Uses)						
9110	Face Value of Bonds Issued					
9120	Proceeds from Refunding of Bonds					
9130	Bond Premiums					
9200	Proceeds from Extended Term Financing, Leases, and Other Right-to-Use Arrangements					
9300	Interfund Transfers - IN					
9400	Sale of or Compensation for Loss of Fixed Assets					
9710	Transfers from Component Units					
9720	Transfers from Primary Governments					
9910	Other Financing Sources Not Listed in the 9000 Series					
9990	Insurance Recoveries					
5120	Debt Service – Refunded Bonds					
5150	Bond Discounts					
5200	Interfund Transfers – Out					
5300	Transfers Out to Component Units/Primary Governments					
Total Other Financing Sources (Uses)						

Amounts Expressed in Whole Dollars		<u>Total Governmental Funds</u>
Revenues		
6000	Revenue from Local Sources	13,272,042
7000	Revenue from State Sources	9,912,597
8000	Revenue from Federal Sources	2,247,129
Total Revenues		\$25,431,768
Expenditures		
1000	Instruction	12,790,851
2000	Support Services	7,399,318
3000	Operation of Non-Instructional Services	543,280
4000	Facilities Acquisition, Construction and Improvement Services	1,086,172
5110	Debt Service	1,707,336
5130	Refund of Prior Year Revenues / Receipts	76,210
5140	Leases and Other Right-to-Use Arrangements	14,556
Total Expenditures		\$23,617,723
Excess (Deficiency) Of Revenues Over Expenditures		\$1,814,045
Other Financing Sources (Uses)		
9110	Face Value of Bonds Issued	
9120	Proceeds from Refunding of Bonds	
9130	Bond Premiums	
9200	Proceeds from Extended Term Financing, Leases, and Other Right-to-Use Arrangements	
9300	Interfund Transfers - IN	
9400	Sale of or Compensation for Loss of Fixed Assets	18,061
9710	Transfers from Component Units	
9720	Transfers from Primary Governments	
9910	Other Financing Sources Not Listed in the 9000 Series	
9990	Insurance Recoveries	
5120	Debt Service – Refunded Bonds	
5150	Bond Discounts	
5200	Interfund Transfers – Out	
5300	Transfers Out to Component Units/Primary Governments	
Total Other Financing Sources (Uses)		\$18,061

Amounts Expressed in Whole Dollars		<u>General Fund</u> <u>(10)</u>	<u>Student Sponsored</u> <u>Activity Fund</u> <u>(21)</u>	<u>Public Purpose Trust</u> <u>(27)</u>	<u>Other Compt Approved</u> <u>(28)</u>	<u>Athletic / Activity</u> <u>(29)</u>
Special And Extraordinary Items						
9920 Special Items – Gains						
9930 Extraordinary Items – Gains						
5520 Special Items – Losses						
5530 Extraordinary Items – Losses						
Net Change In Fund Balances		\$2,233,660	\$15,131	(\$700)		
Fund Balance						
0001 Fund Balance - Beginning of Fiscal Year		6,777,741	71,813	6,944		
Fund Balance - End Of Year		\$9,011,401	\$86,944	\$6,244		

Amounts Expressed in Whole Dollars		<u>Capital Reserve (690.</u> <u>1850)</u> <u>(31)</u>	<u>Capital Reserve (1431)</u> <u>(32)</u>	<u>Other Capital Projects</u> <u>Fund</u> <u>(39)</u>	<u>Debt Service</u> <u>(40)</u>	<u>Permanent</u> <u>(90)</u>
Special And Extraordinary Items						
9920	Special Items – Gains					
9930	Extraordinary Items – Gains					
5520	Special Items – Losses					
5530	Extraordinary Items – Losses					
Net Change In Fund Balances			(\$19,309)	(\$396,676)		
Fund Balance						
0001	Fund Balance - Beginning of Fiscal Year		533,717	2,085,317		
Fund Balance - End Of Year			\$514,408	\$1,688,641		

Amounts Expressed in Whole Dollars		<u>Total Governmental Funds</u>
Special And Extraordinary Items		
9920	Special Items – Gains	
9930	Extraordinary Items – Gains	
5520	Special Items – Losses	
5530	Extraordinary Items – Losses	
Net Change In Fund Balances		\$1,832,106
Fund Balance		
0001	Fund Balance - Beginning of Fiscal Year	9,475,532
Fund Balance - End Of Year		\$11,307,638

LEA : 114060503 Antietam SD

Printed 1/12/2024 3:34:08 PM

Amounts Expressed in Whole Dollars		<u>Food Service</u> <u>(51)</u>	<u>Child Care</u> <u>Operations</u> <u>(52)</u>	<u>Other Enterprise</u> <u>(58)</u>	<u>TOTAL</u>	<u>Internal Service</u> <u>(60)</u>
Assets And Deferred Outflows Of Resources						
Current Assets						
0100	Cash and Cash Equivalents	365,923			365,923	
0110	Investments					
0130	Due From Other Funds	19,699			19,699	
0141	Due From Other Governments	5,491			5,491	
0142	State Revenue Receivable					
0143	Federal Revenue Receivable					
0146	Due from Primary Government					
0147	Due from Component Unit					
0150	Other Receivables	25			25	
0170	Inventories	17,236			17,236	
0180	Prepaid Expenses (Expenditures)					
0190	Other Current Assets					
Total Current Assets		\$408,374			\$408,374	
Noncurrent Assets						
0211	Land					
0212	Site Improvements (Net)					
0220	Buildings and Building Improvements (Net)					
0230	Tangible Property and Intangible Right-To-Use Assets (Net)	240,224			240,224	
0250	Construction in Progress					
0260	Long Term Prepayments					
0290	Other Noncurrent Assets					
Total Noncurrent Assets		\$240,224			\$240,224	
0910	Deferred Outflows of Resources					
Total Assets And Deferred Outflows Of Resources		\$648,598			\$648,598	

Amounts Expressed in Whole Dollars	<u>Food Service</u> <u>(51)</u>	<u>Child Care</u> <u>Operations</u> <u>(52)</u>	<u>Other Enterprise</u> <u>(58)</u>	<u>TOTAL</u>	<u>Internal Service</u> <u>(60)</u>
Liabilities And Deferred Inflows Of Resources And Net Position					
Current Liabilities					
0400 Due to Other Funds					
0411 Due to Other Governments					
0413 Due to Component Unit					
0420 Accounts Payable	6,150			6,150	
0430 Contracts Payable					
0440 Current Portion of Long-Term Debt					
0450 Short-Term Payables					
0461 Accrued Salaries and Benefits					
0462 Payroll Deductions and Withholding					
0480 Unearned Revenues	3,453			3,453	
0490 Other Current Liabilities					
Total Current Liabilities	\$9,603			\$9,603	
Noncurrent Liabilities					
0510 Bonds Payable					
0520 Extended-Term Financing Agreements Payable					
0530 Lease and Other Right-To-Use Obligations					
0540 Accumulated Compensated Absences					
0550 Authority Lease Obligations					
0560 Other Post-Employment Benefits (OPEB)					
0570 Net Pension Liability					
0599 Other Noncurrent Liabilities					
Total Noncurrent Liabilities					
Total Liabilities	\$9,603			\$9,603	
0950 Deferred Inflows of Resources					
Net Position					
0791 Net Investment in Capital Assets	240,224			240,224	
0008 Restricted Net Position (0792 – 0798)					
0799 Unrestricted Net Position	398,771			398,771	
Total Net Position	\$638,995			\$638,995	
Total Liabilities And Deferred Inflows Of Resources And Net Position	\$648,598			\$648,598	

Amounts Expressed in Whole Dollars		<u>Food Service</u> <u>(51)</u>	<u>Child Care Operations</u> <u>(52)</u>	<u>Other Enterprise</u> <u>(58)</u>	<u>TOTAL</u>	<u>Internal Service</u> <u>(60)</u>
Operating Revenues						
6600	Food Service Revenue	82,259			82,259	
0071	Charges for Services					
0072	Other Operating Revenue					
Total Operating Revenues		\$82,259			\$82,259	
Operating Expenses						
100	Personnel Services – Salaries	19,500			19,500	
200	Personnel Services – Employee Benefits	8,331			8,331	
300	Purchased Professional and Technical Services					
400	Purchased Property Services	13,328			13,328	
500	Other Purchased Services	274,534			274,534	
600	Supplies	407,014			407,014	
740	Depreciation	20,819			20,819	
770	Amortization Expense					
810	Dues and Fees	146			146	
880	Refunds of Prior Years' Receipts					
890	Miscellaneous Expenditures					
Total Operating Expenses		\$743,672			\$743,672	
Operating Income (Loss)		(\$661,413)			(\$661,413)	
Non Operating Revenues (Expenses)						
6500	Earnings on Investments	13,888			13,888	
6830	Federal Revenue from Intermediary Sources					
6920	Contributions and Donations from Private Sources					
6930	Gains or Losses on Sale of Fixed Assets					
6991	Refunds of a Prior Year Expenditure					
7000	Revenue from State Sources	46,811			46,811	
8000	Revenue from Federal Sources	689,054			689,054	
9990	Insurance Recoveries					
820	Claims and Judgments Against the LEA					
830	Interest					
TOTAL Non Operating Revenues (Expenses)		\$749,753			\$749,753	
Income (Loss) Before Contributions And Transfers		\$88,340			\$88,340	

Amounts Expressed in Whole Dollars	<u>Food Service</u> <u>(51)</u>	<u>Child Care Operations</u> <u>(52)</u>	<u>Other Enterprise</u> <u>(58)</u>	<u>TOTAL</u>	<u>Internal Service</u> <u>(60)</u>
Contributions, Transfers, and Special and Extraordinary Items					
5200 Interfund Transfers – Out					
5300 Transfers Out to Component Units/Primary Governments					
5520 Special Items – Losses					
5530 Extraordinary Items – Losses					
9300 Interfund Transfers - IN					
9500 Capital Contributions					
9700 Transfers IN From Component Units/Primary Governments					
9920 Special Items – Gains					
9930 Extraordinary Items – Gains					
Change In Net Position	\$88,340			\$88,340	
0002 Net Position - Beginning of Fiscal Year	550,655			550,655	
0003 Accounting Changes / Residual Equity Transfers					
Net Position - End Of Year	\$638,995			\$638,995	

LEA : 114060503 Antietam SD

Printed 1/12/2024 3:34:18 PM

Amounts Expressed in Whole Dollars		<u>Food Service</u> <u>(51)</u>	<u>Child Care Operations</u> <u>(52)</u>	<u>Other Enterprise</u> <u>(58)</u>	<u>TOTAL</u>	<u>Internal Service(60)</u>
Cash Flows From Operating Activities						
0011	Cash Receipts From Users	71,239			71,239	
0012	Cash Receipts From Assessments Made to Other Funds					
0013	Cash Receipts From Earnings on Investments					
0014	Cash Receipts From Other Operating Revenue					
0015	Cash Payments To Employees For Services	27,831			27,831	
0016	Cash Payments For Insurance Claims					
0017	Cash Payments To Suppliers For Goods and Services	622,924			622,924	
0018	Cash Payments For Other Operating Expenses					
Net Cash Provided By (Used For) Operating Activities		(\$579,516)			(\$579,516)	
Cash Flows From Non-Capital Financing Activities						
0021	Receipts From Local Sources - 6000					
0022	Receipts From State Sources - 7000	49,302			49,302	
0023	Receipts From Federal Sources -8000	698,633			698,633	
0024	Notes and Loans Received (Repaid)					
0025	Interest Paid on Notes/Loans - 5100-830					
0026	Operating Transfers In (Out)/Residual Equity Trans					
0027	Operating Transfers In (Out) Primary Government / Comp Unit					
0028	Receipts From Refund of Prior Year Expenditures - 6991					
0029	Special and Extraordinary Gains (losses)					
0030	Receipts from Insurance Recoveries -9990					
Net Cash Prov By (Used for) Non-Capital Financing Activities		\$747,935			\$747,935	
Cash Flows From Capital and Related Financing Activities						
0031	Payments For Fac Acq, Const, and Imp - 4000					
0032	Gain / (Loss) on Sale of Fixed Assets - 6930					
0033	Proceeds From Extended Term Financing - 9200					
0034	Principal Paid on Financing Agreements					
0035	Interest Paid on Financing Agreements - 5100-830					
0036	(Inc) Dec in Contributed Capital	(180,222)			(180,222)	
Net Cash Prov By (Used for) Capital and Related Financing Activities		(\$180,222)			(\$180,222)	
Cash Flows From Investing Activities						
0041	Earnings on Investments - 6500	13,888			13,888	
0042	Purchase of Inv Securities / Deposits to Inv Pools					
0043	Receipts From Investment Pool Withdrawals					
0044	Proceeds from Sale and Maturity of Inv Securities					

LEA : 114060503 Antietam SD

Printed 1/12/2024 3:34:18 PM

0045 Loans Received (Paid)

Net Cash Prov By (Used for) Investing Activities	\$13,888	\$13,888
--	----------	----------

LEA : 114060503 Antietam SD

Printed 1/12/2024 3:34:18 PM

	<u>Food Service</u> <u>(51)</u>	<u>Child Care Operations</u> <u>(52)</u>	<u>Other Enterprise</u> <u>(58)</u>	<u>TOTAL</u>	<u>Internal Service</u> <u>(60)</u>
Net Increase (Decrease) in Cash Flows	2,085			2,085	
0004 Cash and Cash Equivalents Beginning of Year	363,838			363,838	
Cash and Cash Equivalents at Year End	\$365,923			\$365,923	
Reconciliation of Operating Income (Loss) To Net Cash Provided by (Used For) Operating Activities					
0005 Operating Income (Loss) per REP	(661,413)			(661,413)	
Adjustments					
0051 Depreciation and Net Amortization	20,819			20,819	
0052 Provision for Uncollectible Accounts					
0053 Other Adjustments	69,402			69,402	
Effect of Changes in Assets, Liabilities, Deferred Outflows and Deferred Inflows					
0054 (Inc) Dec In Accounts Receivable (0120-0150)	(8,583)			(8,583)	
0055 Advances to Other Funds					
0056 (Inc) Dec in Inventories (0170)	4,575			4,575	
0057 (Inc) Dec in Prepaid Expenses (0180)					
0058 (Inc) Dec in Other Current or Noncurrent Assets					
0064 Deferred Outflows (0910)					
0059 Inc (Dec) in Accounts Payable (0400-0450)	(1,879)			(1,879)	
0060 Inc (Dec) in Accrued Salaries/Benefits (0461)					
0065 Inc (Dec) in Net Pension Liabilities (0570)					
0066 Inc (Dec) in Other Postemp Benefit Oblig (0560)					
0061 Inc (Dec) in Payroll Deductions/Withholding (0462)					
0062 Inc (Dec) in Unearned Revenue (0480)	(2,437)			(2,437)	
0063 Inc (Dec) in Other Current or Noncurrent Liabilities					
0067 Deferred Inflows (0950)					
Total Adjustments	\$81,897			\$81,897	
Cash Provided By (Used for) Total	(\$579,516)			(\$579,516)	

COMBINED STATEMENT OF CASH FLOWS
SCHEDULE OF NONCASH INVESTING, CAPITAL, AND FINANCING ACTIVITIES

Explanation of Transaction and Balance Sheet Effect	Amount
Commodities from the U.S. Department of Agriculture	69,402
Total	\$69,402

	Revenue Reported In Current Year	Current Year Tax Accrual	Prior Year Tax Accrual	Taxes Collected In Current Year
Revenue from Local Sources				
6111 Current Real Estate Taxes	10,409,929.09			10,409,929.09
6112 Interim Real Estate Taxes	3,304.26			3,304.26
6113 Public Utility Realty Taxes	11,145.88			11,145.88
6151 Current Act 511 Earned Income Taxes	1,153,782.15	62,235.37	60,759.95	1,152,306.73
6153 Current Act 511 Real Estate Transfer Taxes	178,448.27	18,384.55	18,663.30	178,727.02
6411 Delinquent Real Estate Taxes	469,338.64	349,660.83	494,454.18	614,131.99
6420 Delinquent Per Capita Taxes, Section 679	62.00			62.00
6440 Delinquent Local Enabling Taxes - Flat Rate Assessments	62.00			62.00
6500 Earnings on Investments	442,707.51			
6700 Revenues from LEA Activities	12,979.00			
6832 Federal IDEA Revenue Received as Pass Through	242,547.24			
6833 Federal ARP Act IDEA Revenue Received as Pass Through	13,993.38			
6910 Rentals	4,310.00			
6920 Contributions and Donations from Private Sources	9,415.95			
6991 Refunds of a Prior Year Expenditure	68,509.36			
6999 Other Revenues Not Specified Above	75,472.59			
TOTAL Revenue from Local Sources	\$13,096,007.32	\$430,280.75	\$573,877.43	\$12,369,668.97

	Revenue Reported In Current Year			
<u>Revenue from State Sources</u>				
7111 Basic Education Funding-Formula	4,855,575.65			
7112 Basic Education Funding-Social Security	400,305.58			
7120 Level Up Supplement	450,790.48			
7160 Tuition for Orphans Subsidy	14,927.80			
7271 Special Education funds for School-Aged Pupils	905,200.69			
7311 Pupil Transportation Subsidy	162,388.90			
7312 Nonpublic and Charter School Pupil Transportation Subsidy	13,475.00			
7320 Rental and Sinking Fund Payments / Building Reimbursement Subsidy	144,134.98			
7330 Health Services (Medical, Dental, Nurse, Act 25)	23,558.57			
7340 State Property Tax Reduction Allocation	571,879.84			
7362 School Mental Health & Safety and Security Grants	197,687.00			
7369 Other Safe School Grants	40,750.00			
7505 Ready to Learn Block Grant	167,132.00			
7820 State Share of Retirement Contributions	1,964,790.33			
TOTAL Revenue from State Sources	\$9,912,596.82			

Revenue Reported In Current Year				
Revenue from Federal Sources				
8514 Title I - Improving the Academic Achievement of the Disadvantaged	260,710.00			
8515 Title II - Preparing, Training, and Recruiting High Quality Teachers and Principals	33,491.00			
8516 Title III - Language Instruction for English Learners and Immigrant Students	13,307.06			
8517 Title IV - 21st Century Schools	233,974.55			
8741 Elementary and Secondary School Emergency Relief Fund (ESSER)	2,864.00			
8743 ESSER II - Elementary and Secondary School Emergency Relief Fund	363,740.90			
8744 ARP ESSER - Elementary and Secondary School Emergency Relief Fund	1,236,401.28			
8751 ARP ESSER Learning Loss	56,591.52			
8752 ARP ESSER Summer Programs	7,050.00			
8753 ARP ESSER Afterschool Programs	2,752.08			
8755 ARP ESSER Emergency Relief for Other Educational Entities	36,247.00			
TOTAL Revenue from Federal Sources	\$2,247,129.39			

	Revenue Reported In Current Year			
<u>Other Financing Sources</u>				
9400 Sale of or Compensation for Loss of Fixed Assets	18,061.00			
TOTAL Other Financing Sources	\$18,061.00			
TOTAL FROM ALL SOURCES	\$25,273,794.53	\$430,280.75	\$573,877.43	\$12,369,668.97

LEA : 114060503 Antietam SD

Printed 1/12/2024 3:34:20 PM

	<u>General Fund (10)</u>	<u>Student Sponsored Activity Fund (21)</u>	<u>Public Purpose Trust (27)</u>	<u>Other Compt Approved (28)</u>	<u>Athletic / Activity (29)</u>	<u>Capital Reserve (690, 1850) (31)</u>
6000 Revenue from Local Sources						
6111 Current Real Estate Taxes	10,409,929.09					
6112 Interim Real Estate Taxes	3,304.26					
6113 Public Utility Realty Taxes	11,145.88					
6151 Current Act 511 Earned Income Taxes	1,153,782.15					
6153 Current Act 511 Real Estate Transfer Taxes	178,448.27					
6411 Delinquent Real Estate Taxes	469,338.64					
6420 Delinquent Per Capita Taxes, Section 679	62.00					
6440 Delinquent Local Enabling Taxes - Flat Rate Assessments	62.00					
6500 Earnings on Investments	442,707.51	7,145.71	100.00			
6700 Revenues from LEA Activities	12,979.00	76,647.69				
6832 Federal IDEA Revenue Received as Pass Through	242,547.24					
6833 Federal ARP Act IDEA Revenue Received as Pass Through	13,993.38					
6910 Rentals	4,310.00					
6920 Contributions and Donations from Private Sources	9,415.95					
6991 Refunds of a Prior Year Expenditure	68,509.36					
6999 Other Revenues Not Specified Above	75,472.59					
6000 Total Revenue from Local Sources	\$13,096,007.32	\$83,793.40	\$100.00			
7000 Revenue from State Sources						
7111 Basic Education Funding-Formula	4,855,575.65					
7112 Basic Education Funding-Social Security	400,305.58					
7120 Level Up Supplement	450,790.48					
7160 Tuition for Orphans Subsidy	14,927.80					
7271 Special Education funds for School-Aged Pupils	905,200.69					
7311 Pupil Transportation Subsidy	162,388.90					
7312 Nonpublic and Charter School Pupil Transportation Subsidy	13,475.00					
7320 Rental and Sinking Fund Payments / Building Reimbursement Subsidy	144,134.98					
7330 Health Services (Medical, Dental, Nurse, Act 25)	23,558.57					
7340 State Property Tax Reduction Allocation	571,879.84					
7362 School Mental Health & Safety and Security Grants	197,687.00					
7369 Other Safe School Grants	40,750.00					
7505 Ready to Learn Block Grant	167,132.00					
7820 State Share of Retirement Contributions	1,964,790.33					
7000 Total Revenue from State Sources	\$9,912,596.82					

LEA : 114060503 Antietam SD

Printed 1/12/2024 3:34:20 PM

	<u>Capital Reserve</u> <u>(1431) (32)</u>	<u>Other Capital</u> <u>Projects Fund (39)</u>	<u>Debt Service (40)</u>	<u>Permanent (90)</u>	<u>Total</u>
6000 Revenue from Local Sources					
6111 Current Real Estate Taxes					10,409,929.09
6112 Interim Real Estate Taxes					3,304.26
6113 Public Utility Realty Taxes					11,145.88
6151 Current Act 511 Earned Income Taxes					1,153,782.15
6153 Current Act 511 Real Estate Transfer Taxes					178,448.27
6411 Delinquent Real Estate Taxes					469,338.64
6420 Delinquent Per Capita Taxes, Section 679					62.00
6440 Delinquent Local Enabling Taxes - Flat Rate Assessments					62.00
6500 Earnings on Investments	19,161.20	72,980.86			542,095.28
6700 Revenues from LEA Activities					89,626.69
6832 Federal IDEA Revenue Received as Pass Through					242,547.24
6833 Federal ARP Act IDEA Revenue Received as Pass Through					13,993.38
6910 Rentals					4,310.00
6920 Contributions and Donations from Private Sources					9,415.95
6991 Refunds of a Prior Year Expenditure					68,509.36
6999 Other Revenues Not Specified Above					75,472.59
6000 Total Revenue from Local Sources	\$19,161.20	\$72,980.86			\$13,272,042.78
7000 Revenue from State Sources					
7111 Basic Education Funding-Formula					4,855,575.65
7112 Basic Education Funding-Social Security					400,305.58
7120 Level Up Supplement					450,790.48
7160 Tuition for Orphans Subsidy					14,927.80
7271 Special Education funds for School-Aged Pupils					905,200.69
7311 Pupil Transportation Subsidy					162,388.90
7312 Nonpublic and Charter School Pupil Transportation Subsidy					13,475.00
7320 Rental and Sinking Fund Payments / Building Reimbursement Subsidy					144,134.98
7330 Health Services (Medical, Dental, Nurse, Act 25)					23,558.57
7340 State Property Tax Reduction Allocation					571,879.84
7362 School Mental Health & Safety and Security Grants					197,687.00
7369 Other Safe School Grants					40,750.00
7505 Ready to Learn Block Grant					167,132.00
7820 State Share of Retirement Contributions					1,964,790.33
7000 Total Revenue from State Sources					\$9,912,596.82

LEA : 114060503 Antietam SD

Printed 1/12/2024 3:34:20 PM

	<u>General Fund (10)</u>	<u>Student Sponsored Activity Fund (21)</u>	<u>Public Purpose Trust (27)</u>	<u>Other Compt Approved (28)</u>	<u>Athletic / Activity (29)</u>	<u>Capital Reserve (690, 1850) (31)</u>
8000 Revenue from Federal Sources						
8514 Title I - Improving the Academic Achievement of the Disadvantaged	260,710.00					
8515 Title II - Preparing, Training, and Recruiting High Quality Teachers and Principals	33,491.00					
8516 Title III - Language Instruction for English Learners and Immigrant Students	13,307.06					
8517 Title IV - 21st Century Schools	233,974.55					
8741 Elementary and Secondary School Emergency Relief Fund (ESSER)	2,864.00					
8743 ESSER II - Elementary and Secondary School Emergency Relief Fund	363,740.90					
8744 ARP ESSER - Elementary and Secondary School Emergency Relief Fund	1,236,401.28					
8751 ARP ESSER Learning Loss	56,591.52					
8752 ARP ESSER Summer Programs	7,050.00					
8753 ARP ESSER Afterschool Programs	2,752.08					
8755 ARP ESSER Emergency Relief for Other Educational Entities	36,247.00					
8000 Total Revenue from Federal Sources	\$2,247,129.39					
9000 Other Financing Sources						
9400 Sale of or Compensation for Loss of Fixed Assets	18,061.00					
9000 Total Other Financing Sources	\$18,061.00					
Total From All Sources	\$25,273,794.53	\$83,793.40	\$100.00			

LEA : 114060503 Antietam SD

Printed 1/12/2024 3:34:20 PM

	<u>Capital Reserve</u> <u>(1431) (32)</u>	<u>Other Capital</u> <u>Projects Fund (39)</u>	<u>Debt Service (40)</u>	<u>Permanent (90)</u>	<u>Total</u>
8000 Revenue from Federal Sources					
8514 Title I - Improving the Academic Achievement of the Disadvantaged					260,710.00
8515 Title II - Preparing, Training, and Recruiting High Quality Teachers and Principals					33,491.00
8516 Title III - Language Instruction for English Learners and Immigrant Students					13,307.06
8517 Title IV - 21st Century Schools					233,974.55
8741 Elementary and Secondary School Emergency Relief Fund (ESSER)					2,864.00
8743 ESSER II - Elementary and Secondary School Emergency Relief Fund					363,740.90
8744 ARP ESSER - Elementary and Secondary School Emergency Relief Fund					1,236,401.28
8751 ARP ESSER Learning Loss					56,591.52
8752 ARP ESSER Summer Programs					7,050.00
8753 ARP ESSER Afterschool Programs					2,752.08
8755 ARP ESSER Emergency Relief for Other Educational Entities					36,247.00
8000 Total Revenue from Federal Sources					\$2,247,129.39
9000 Other Financing Sources					
9400 Sale of or Compensation for Loss of Fixed Assets					18,061.00
9000 Total Other Financing Sources					\$18,061.00
Total From All Sources	\$19,161.20	\$72,980.86			\$25,449,829.99

LEA : 114060503 Antietam SD

Printed 1/12/2024 3:34:22 PM

	<u>General Fund (10)</u>	<u>Student Sponsored Activity Fund (21)</u>	<u>Public Purpose Trust (27)</u>	<u>Other Compt Approved (28)</u>	<u>Athletic / Activity (29)</u>	<u>Capital Reserve (690. 1850) (31)</u>
Revenue from Local Sources	13,096,007.32	83,793.40	100.00			
Revenue from State Sources	9,912,596.82					
Revenue from Federal Sources	2,247,129.39					
Other Financing Sources	18,061.00					
Total From All Sources	\$25,273,794.53	\$83,793.40	\$100.00			

LEA : 114060503 Antietam SD

Printed 1/12/2024 3:34:22 PM

	<u>Capital Reserve (1431)</u> <u>(32)</u>	<u>Other Capital Projects</u> <u>Fund (39)</u>	<u>Debt Service (40)</u>	<u>Permanent (90)</u>	<u>Total</u>
Revenue from Local Sources	19,161.20	72,980.86			13,272,042.78
Revenue from State Sources					9,912,596.82
Revenue from Federal Sources					2,247,129.39
Other Financing Sources					18,061.00
Total From All Sources	\$19,161.20	\$72,980.86			\$25,449,829.99

LEA : 114060503 Antietam SD

Printed 1/12/2024 3:34:24 PM

General Fund (10)

1000 Instruction	Total
100 <u>Personnel Services – Salaries</u>	
100 Personnel Services – Salaries	5,470,995.35
Total Personnel Services – Salaries	\$5,470,995.35
200 <u>Personnel Services – Employee Benefits</u>	
210 Group Insurance – Contracted Provider	1,302,595.53
220 Social Security Contributions	404,956.03
230 PSERS Retirement Contributions	1,888,637.87
250 Unemployment Compensation	15,513.88
260 Workers' Compensation	48,347.15
Total Personnel Services – Employee Benefits	\$3,660,050.46
300 <u>Purchased Professional and Technical Services</u>	
322 Professional Educational Services – Ius	175,542.57
329 Professional Educational Services – Other	448,588.52
330 Other Professional Services	361,990.10
360 Employee Training and Development Services	1,072.80
Total Purchased Professional and Technical Services	\$987,193.99
400 <u>Purchased Property Services</u>	
430 Repairs and Maintenance Services	170.49
440 Rentals	6,600.00
Total Purchased Property Services	\$6,770.49
500 <u>Other Purchased Services</u>	
510 Student Transportation Services	11,373.13
561 Tuition To Other School Districts Within the State	138,959.50
562 Tuition To Pennsylvania Charter Schools	565,030.58
563 Tuition To Nonpublic Schools	498,153.02
564 Tuition To Career and Technology Centers	388,811.56
568 Tuition To Private Residential Rehabilitative Institutions (PRRI) [In-State] and Detention Centers	36,564.90
569 Tuition – Other	354,300.00
580 Travel	2,656.00
591 Services Purchased Locally	45,100.00
Total Other Purchased Services	\$2,040,948.69
600 <u>Supplies</u>	
610 General Supplies	67,861.64
630 Food	287.53
640 Books and Periodicals	50,732.17
650 Supplies & Fees – Technology Related	503,013.75
Total Supplies	\$621,895.09
700 <u>Property</u>	
752 Capital Equipment – Original and Additional	1,909.39
Total Property	\$1,909.39
800 <u>Other Objects</u>	
810 Dues and Fees	150.00

LEA : 114060503 Antietam SD

Printed 1/12/2024 3:34:24 PM

General Fund (10)		
1000 Instruction		<u>Total</u>
800 <u>Other Objects</u>		
890 Miscellaneous Expenditures		938.00
Total Other Objects		\$1,088.00
Total 1000 Instruction		\$12,790,851.46

LEA : 114060503 Antietam SD

Printed 1/12/2024 3:34:24 PM

General Fund (10)

1100 Regular Programs – Elementary / Secondary	Elementary	Secondary	Federal	Total
100 Personnel Services – Salaries				
100 Personnel Services – Salaries	2,200,190.11	1,690,182.20	530,752.36	4,421,124.67
Total Personnel Services – Salaries	\$2,200,190.11	\$1,690,182.20	\$530,752.36	\$4,421,124.67
200 Personnel Services – Employee Benefits				
210 Group Insurance – Contracted Provider	579,172.52	382,184.55	68,004.35	1,029,361.42
220 Social Security Contributions	184,282.96	131,581.17	11,209.11	327,073.24
230 PSERS Retirement Contributions	846,112.21	625,545.01	51,070.88	1,522,728.10
250 Unemployment Compensation	10,324.38	5,189.50		15,513.88
260 Workers' Compensation	28,439.50	19,907.65		48,347.15
Total Personnel Services – Employee Benefits	\$1,648,331.57	\$1,164,407.88	\$130,284.34	\$2,943,023.79
300 Purchased Professional and Technical Services				
322 Professional Educational Services – lus		782.00		782.00
329 Professional Educational Services – Other	31,000.00		86,336.05	117,336.05
330 Other Professional Services			13,250.00	13,250.00
Total Purchased Professional and Technical Services	\$31,000.00	\$782.00	\$99,586.05	\$131,368.05
400 Purchased Property Services				
430 Repairs and Maintenance Services	69.69	100.80		170.49
440 Rentals			6,600.00	6,600.00
Total Purchased Property Services	\$69.69	\$100.80	\$6,600.00	\$6,770.49
500 Other Purchased Services				
510 Student Transportation Services		1,401.12		1,401.12
561 Tuition To Other School Districts Within the State		6,565.37		6,565.37
562 Tuition To Pennsylvania Charter Schools	97,101.81	141,923.87		239,025.68
568 Tuition To Private Residential Rehabilitative Institutions (PRRI) [In-State] and Detention Centers		36,564.90		36,564.90
580 Travel		1,059.60	1,596.40	2,656.00
591 Services Purchased Locally		(100.00)	37,700.00	37,600.00
Total Other Purchased Services	\$97,101.81	\$187,414.86	\$39,296.40	\$323,813.07
600 Supplies				
610 General Supplies	33,601.22	23,532.19	2,752.08	59,885.49
630 Food		287.53		287.53
640 Books and Periodicals	46,182.29	4,196.02		50,378.31
650 Supplies & Fees – Technology Related	117,620.08	181,708.56	170,774.23	470,102.87
Total Supplies	\$197,403.59	\$209,724.30	\$173,526.31	\$580,654.20
700 Property				
752 Capital Equipment – Original and Additional	1,909.39			1,909.39
Total Property	\$1,909.39			\$1,909.39
800 Other Objects				
810 Dues and Fees		150.00		150.00
890 Miscellaneous Expenditures	38.00	900.00		938.00
Total Other Objects	\$38.00	\$1,050.00		\$1,088.00
Total 1100 Regular Programs – Elementary / Secondary	\$4,176,044.16	\$3,253,662.04	\$980,045.46	\$8,409,751.66

LEA : 114060503 Antietam SD

Printed 1/12/2024 3:34:24 PM

General Fund (10)

1110 Regular Programs

	Elementary	Secondary	Federal	Total
100 <u>Personnel Services – Salaries</u>				
100 Personnel Services – Salaries	2,200,190.11	1,690,182.20	10,800.00	3,901,172.31
Total Personnel Services – Salaries	\$2,200,190.11	\$1,690,182.20	\$10,800.00	\$3,901,172.31
200 <u>Personnel Services – Employee Benefits</u>				
210 Group Insurance – Contracted Provider	579,172.52	382,184.55		961,357.07
220 Social Security Contributions	184,282.96	131,581.17	232.04	316,096.17
230 PSERS Retirement Contributions	846,112.21	625,545.01	1,098.05	1,472,755.27
250 Unemployment Compensation	10,324.38	5,189.50		15,513.88
260 Workers' Compensation	28,439.50	19,907.65		48,347.15
Total Personnel Services – Employee Benefits	\$1,648,331.57	\$1,164,407.88	\$1,330.09	\$2,814,069.54
300 <u>Purchased Professional and Technical Services</u>				
322 Professional Educational Services – lus		782.00		782.00
329 Professional Educational Services – Other	31,000.00			31,000.00
Total Purchased Professional and Technical Services	\$31,000.00	\$782.00		\$31,782.00
400 <u>Purchased Property Services</u>				
430 Repairs and Maintenance Services	69.69	100.80		170.49
Total Purchased Property Services	\$69.69	\$100.80		\$170.49
500 <u>Other Purchased Services</u>				
510 Student Transportation Services		1,401.12		1,401.12
561 Tuition To Other School Districts Within the State		6,565.37		6,565.37
562 Tuition To Pennsylvania Charter Schools	97,101.81	141,923.87		239,025.68
568 Tuition To Private Residential Rehabilitative Institutions (PRRI) [In-State] and Detention Centers		36,564.90		36,564.90
580 Travel		1,059.60		1,059.60
591 Services Purchased Locally		(100.00)		(100.00)
Total Other Purchased Services	\$97,101.81	\$187,414.86		\$284,516.67
600 <u>Supplies</u>				
610 General Supplies	33,601.22	23,532.19	2,752.08	59,885.49
630 Food		287.53		287.53
640 Books and Periodicals	46,182.29	4,196.02		50,378.31
650 Supplies & Fees – Technology Related	117,620.08	181,708.56	170,717.17	470,045.81
Total Supplies	\$197,403.59	\$209,724.30	\$173,469.25	\$580,597.14
700 <u>Property</u>				
752 Capital Equipment – Original and Additional	1,909.39			1,909.39
Total Property	\$1,909.39			\$1,909.39
800 <u>Other Objects</u>				
810 Dues and Fees		150.00		150.00
890 Miscellaneous Expenditures	38.00	900.00		938.00
Total Other Objects	\$38.00	\$1,050.00		\$1,088.00
Total 1110 Regular Programs	\$4,176,044.16	\$3,253,662.04	\$185,599.34	\$7,615,305.54

LEA : 114060503 Antietam SD

Printed 1/12/2024 3:34:24 PM

General Fund (10)				
1190 Federally-Funded Regular Programs	Elementary	Secondary	Federal	Total
100 Personnel Services – Salaries				
100 Personnel Services – Salaries			519,952.36	519,952.36
Total Personnel Services – Salaries			\$519,952.36	\$519,952.36
200 Personnel Services – Employee Benefits				
210 Group Insurance – Contracted Provider			68,004.35	68,004.35
220 Social Security Contributions			10,977.07	10,977.07
230 PSERS Retirement Contributions			49,972.83	49,972.83
Total Personnel Services – Employee Benefits			\$128,954.25	\$128,954.25
300 Purchased Professional and Technical Services				
329 Professional Educational Services – Other			86,336.05	86,336.05
330 Other Professional Services			13,250.00	13,250.00
Total Purchased Professional and Technical Services			\$99,586.05	\$99,586.05
400 Purchased Property Services				
440 Rentals			6,600.00	6,600.00
Total Purchased Property Services			\$6,600.00	\$6,600.00
500 Other Purchased Services				
580 Travel			1,596.40	1,596.40
591 Services Purchased Locally			37,700.00	37,700.00
Total Other Purchased Services			\$39,296.40	\$39,296.40
600 Supplies				
650 Supplies & Fees – Technology Related			57.06	57.06
Total Supplies			\$57.06	\$57.06
Total 1190 Federally-Funded Regular Programs			\$794,446.12	\$794,446.12

LEA : 114060503 Antietam SD

Printed 1/12/2024 3:34:24 PM

General Fund (10)

1200 Special Programs – Elementary / Secondary	Elementary	Secondary	Federal	Total
100 Personnel Services – Salaries				
100 Personnel Services – Salaries	468,055.19	454,156.17	125,659.32	1,047,870.68
Total Personnel Services – Salaries	\$468,055.19	\$454,156.17	\$125,659.32	\$1,047,870.68
200 Personnel Services – Employee Benefits				
210 Group Insurance – Contracted Provider	134,242.51	115,178.61	23,812.99	273,234.11
220 Social Security Contributions	42,546.87	33,706.03	1,482.74	77,735.64
230 PSERS Retirement Contributions	200,482.22	157,549.62	7,173.66	365,205.50
Total Personnel Services – Employee Benefits	\$377,271.60	\$306,434.26	\$32,469.39	\$716,175.25
300 Purchased Professional and Technical Services				
322 Professional Educational Services – Ius	16,894.62	130,960.91	2,488.64	150,344.17
329 Professional Educational Services – Other	305,384.18	25,868.29		331,252.47
330 Other Professional Services	122,896.79	59,720.00	166,123.31	348,740.10
Total Purchased Professional and Technical Services	\$445,175.59	\$216,549.20	\$168,611.95	\$830,336.74
500 Other Purchased Services				
510 Student Transportation Services	3,795.42	6,176.59		9,972.01
561 Tuition To Other School Districts Within the State	112,250.00			112,250.00
562 Tuition To Pennsylvania Charter Schools	36,453.64	289,551.26		326,004.90
563 Tuition To Nonpublic Schools	253,876.00	214,118.94		467,994.94
569 Tuition – Other	81,020.00	273,280.00		354,300.00
591 Services Purchased Locally			7,500.00	7,500.00
Total Other Purchased Services	\$487,395.06	\$783,126.79	\$7,500.00	\$1,278,021.85
600 Supplies				
610 General Supplies	6,457.45	496.52		6,953.97
640 Books and Periodicals	82.96	270.90		353.86
650 Supplies & Fees – Technology Related	19,495.14	6,365.74		25,860.88
Total Supplies	\$26,035.55	\$7,133.16		\$33,168.71
Total 1200 Special Programs – Elementary / Secondary	\$1,803,932.99	\$1,767,399.58	\$334,240.66	\$3,905,573.23

LEA : 114060503 Antietam SD

Printed 1/12/2024 3:34:24 PM

General Fund (10)

1210 Life Skills Support

	<u>Elementary</u>	<u>Secondary</u>	<u>Federal</u>	<u>Total</u>
100 <u>Personnel Services – Salaries</u>				
100 Personnel Services – Salaries		62,700.04	32,964.48	95,664.52
Total Personnel Services – Salaries		\$62,700.04	\$32,964.48	\$95,664.52
200 <u>Personnel Services – Employee Benefits</u>				
210 Group Insurance – Contracted Provider		24,066.13	11,663.79	35,729.92
220 Social Security Contributions	1,699.47	4,570.73	690.44	6,960.64
230 PSERS Retirement Contributions	8,265.34	22,108.06	3,357.98	33,731.38
Total Personnel Services – Employee Benefits	\$9,964.81	\$50,744.92	\$15,712.21	\$76,421.94
300 <u>Purchased Professional and Technical Services</u>				
322 Professional Educational Services – Ius		124,437.81		124,437.81
Total Purchased Professional and Technical Services		\$124,437.81		\$124,437.81
500 <u>Other Purchased Services</u>				
510 Student Transportation Services		2,486.59		2,486.59
Total Other Purchased Services		\$2,486.59		\$2,486.59
600 <u>Supplies</u>				
610 General Supplies	3,236.44	349.52		3,585.96
640 Books and Periodicals		270.90		270.90
650 Supplies & Fees – Technology Related		49.99		49.99
Total Supplies	\$3,236.44	\$670.41		\$3,906.85
Total 1210 Life Skills Support	\$13,201.25	\$241,039.77	\$48,676.69	\$302,917.71

LEA : 114060503 Antietam SD

Printed 1/12/2024 3:34:24 PM

General Fund (10)				
1220 Sensory Support	<u>Elementary</u>	<u>Secondary</u>	<u>Federal</u>	<u>Total</u>
100 <u>Personnel Services – Salaries</u>				
100 Personnel Services – Salaries	57,530.20			57,530.20
Total Personnel Services – Salaries	\$57,530.20			\$57,530.20
200 <u>Personnel Services – Employee Benefits</u>				
210 Group Insurance – Contracted Provider	23,613.37			23,613.37
220 Social Security Contributions	4,178.71			4,178.71
230 PSERS Retirement Contributions	20,285.20			20,285.20
Total Personnel Services – Employee Benefits	\$48,077.28			\$48,077.28
300 <u>Purchased Professional and Technical Services</u>				
322 Professional Educational Services – Ius	10,274.62	2,928.29	2,488.64	15,691.55
330 Other Professional Services	2,400.00	52,220.00		54,620.00
Total Purchased Professional and Technical Services	\$12,674.62	\$55,148.29	\$2,488.64	\$70,311.55
500 <u>Other Purchased Services</u>				
510 Student Transportation Services	3,795.42			3,795.42
561 Tuition To Other School Districts Within the State	112,250.00			112,250.00
Total Other Purchased Services	\$116,045.42			\$116,045.42
600 <u>Supplies</u>				
610 General Supplies	1,057.48			1,057.48
Total Supplies	\$1,057.48			\$1,057.48
Total 1220 Sensory Support	\$235,385.00	\$55,148.29	\$2,488.64	\$293,021.93

LEA : 114060503 Antietam SD

Printed 1/12/2024 3:34:24 PM

General Fund (10)

1230 Emotional Support

	<u>Elementary</u>	<u>Secondary</u>	<u>Federal</u>	<u>Total</u>
100 <u>Personnel Services – Salaries</u>				
100 Personnel Services – Salaries	142,305.53	62,670.14	39,697.94	244,673.61
Total Personnel Services – Salaries	\$142,305.53	\$62,670.14	\$39,697.94	\$244,673.61
200 <u>Personnel Services – Employee Benefits</u>				
210 Group Insurance – Contracted Provider	61,037.72	15,913.51	12,149.20	89,100.43
220 Social Security Contributions	12,565.83	4,716.34	792.30	18,074.47
230 PSERS Retirement Contributions	60,173.02	22,097.40	3,815.68	86,086.10
Total Personnel Services – Employee Benefits	\$133,776.57	\$42,727.25	\$16,757.18	\$193,261.00
300 <u>Purchased Professional and Technical Services</u>				
322 Professional Educational Services – Ius	2,640.00	1,633.14		4,273.14
329 Professional Educational Services – Other	40,143.22	806.32		40,949.54
330 Other Professional Services	(23,793.20)	7,500.00	11,504.74	(4,788.46)
Total Purchased Professional and Technical Services	\$18,990.02	\$9,939.46	\$11,504.74	\$40,434.22
500 <u>Other Purchased Services</u>				
510 Student Transportation Services		3,690.00		3,690.00
563 Tuition To Nonpublic Schools	253,876.00	210,400.94		464,276.94
569 Tuition – Other	81,020.00	273,280.00		354,300.00
591 Services Purchased Locally			7,500.00	7,500.00
Total Other Purchased Services	\$334,896.00	\$487,370.94	\$7,500.00	\$829,766.94
600 <u>Supplies</u>				
610 General Supplies	650.76	68.00		718.76
650 Supplies & Fees – Technology Related	972.56	5,000.00		5,972.56
Total Supplies	\$1,623.32	\$5,068.00		\$6,691.32
Total 1230 Emotional Support	\$631,591.44	\$607,775.79	\$75,459.86	\$1,314,827.09

LEA : 114060503 Antietam SD

Printed 1/12/2024 3:34:24 PM

General Fund (10)

1240 Academic Support

	<u>Elementary</u>	<u>Secondary</u>	<u>Federal</u>	<u>Total</u>
100 <u>Personnel Services – Salaries</u>				
100 Personnel Services – Salaries	268,219.46	328,785.99	52,996.90	650,002.35
Total Personnel Services – Salaries	\$268,219.46	\$328,785.99	\$52,996.90	\$650,002.35
200 <u>Personnel Services – Employee Benefits</u>				
210 Group Insurance – Contracted Provider	49,591.42	75,198.97		124,790.39
220 Social Security Contributions	24,102.86	24,418.96		48,521.82
230 PSERS Retirement Contributions	111,758.66	113,344.16		225,102.82
Total Personnel Services – Employee Benefits	\$185,452.94	\$212,962.09		\$398,415.03
300 <u>Purchased Professional and Technical Services</u>				
322 Professional Educational Services – Ius	1,350.00	720.00		2,070.00
329 Professional Educational Services – Other	265,240.96	25,061.97		290,302.93
Total Purchased Professional and Technical Services	\$266,590.96	\$25,781.97		\$292,372.93
500 <u>Other Purchased Services</u>				
562 Tuition To Pennsylvania Charter Schools	36,453.64	289,551.26		326,004.90
563 Tuition To Nonpublic Schools		3,718.00		3,718.00
Total Other Purchased Services	\$36,453.64	\$293,269.26		\$329,722.90
600 <u>Supplies</u>				
610 General Supplies	1,321.10	79.00		1,400.10
640 Books and Periodicals	82.96			82.96
650 Supplies & Fees – Technology Related	18,522.58	1,315.75		19,838.33
Total Supplies	\$19,926.64	\$1,394.75		\$21,321.39
Total 1240 Academic Support	\$776,643.64	\$862,194.06	\$52,996.90	\$1,691,834.60

LEA : 114060503 Antietam SD

Printed 1/12/2024 3:34:24 PM

General Fund (10)

1241 Learning Support – Public	Elementary	Secondary	Federal	Total
100 Personnel Services – Salaries				
100 Personnel Services – Salaries	226,844.33	287,410.86	52,996.90	567,252.09
Total Personnel Services – Salaries	\$226,844.33	\$287,410.86	\$52,996.90	\$567,252.09
200 Personnel Services – Employee Benefits				
210 Group Insurance – Contracted Provider	37,558.16	63,166.10		100,724.26
220 Social Security Contributions	21,047.99	21,364.51		42,412.50
230 PSERS Retirement Contributions	97,169.79	98,755.29		195,925.08
Total Personnel Services – Employee Benefits	\$155,775.94	\$183,285.90		\$339,061.84
300 Purchased Professional and Technical Services				
322 Professional Educational Services – Ius	1,350.00	720.00		2,070.00
329 Professional Educational Services – Other	265,240.96	25,061.97		290,302.93
Total Purchased Professional and Technical Services	\$266,590.96	\$25,781.97		\$292,372.93
500 Other Purchased Services				
562 Tuition To Pennsylvania Charter Schools	36,453.64	289,551.26		326,004.90
563 Tuition To Nonpublic Schools		3,718.00		3,718.00
Total Other Purchased Services	\$36,453.64	\$293,269.26		\$329,722.90
600 Supplies				
610 General Supplies	1,321.10	79.00		1,400.10
640 Books and Periodicals	82.96			82.96
650 Supplies & Fees – Technology Related	18,522.58	1,315.75		19,838.33
Total Supplies	\$19,926.64	\$1,394.75		\$21,321.39
Total 1241 Learning Support – Public	\$705,591.51	\$791,142.74	\$52,996.90	\$1,549,731.15

LEA : 114060503 Antietam SD

Printed 1/12/2024 3:34:24 PM

General Fund (10)

1243 Gifted Support	<u>Elementary</u>	<u>Secondary</u>	<u>Federal</u>	<u>Total</u>
100 <u>Personnel Services – Salaries</u>				
100 Personnel Services – Salaries	41,375.13	41,375.13		82,750.26
Total Personnel Services – Salaries	\$41,375.13	\$41,375.13		\$82,750.26
200 <u>Personnel Services – Employee Benefits</u>				
210 Group Insurance – Contracted Provider	12,033.26	12,032.87		24,066.13
220 Social Security Contributions	3,054.87	3,054.45		6,109.32
230 PSERS Retirement Contributions	14,588.87	14,588.87		29,177.74
Total Personnel Services – Employee Benefits	\$29,677.00	\$29,676.19		\$59,353.19
Total 1243 Gifted Support	\$71,052.13	\$71,051.32		\$142,103.45

LEA : 114060503 Antietam SD

Printed 1/12/2024 3:34:24 PM

General Fund (10)

1260 Physical Support	<u>Elementary</u>	<u>Secondary</u>	<u>Federal</u>	<u>Total</u>
300 <u>Purchased Professional and Technical Services</u>				
322 Professional Educational Services – lus		1,241.67		1,241.67
330 Other Professional Services	112,527.81			112,527.81
Total Purchased Professional and Technical Services	\$112,527.81	\$1,241.67		\$113,769.48
600 <u>Supplies</u>				
610 General Supplies	191.67			191.67
Total Supplies	\$191.67			\$191.67
Total 1260 Physical Support	\$112,719.48	\$1,241.67		\$113,961.15

LEA : 114060503 Antietam SD

Printed 1/12/2024 3:34:24 PM

General Fund (10)

1280 Early Intervention Support	<u>Elementary</u>	<u>Secondary</u>	<u>Federal</u>	<u>Total</u>
300 <u>Purchased Professional and Technical Services</u>				
322 Professional Educational Services – lus	2,630.00			2,630.00
Total Purchased Professional and Technical Services	\$2,630.00			\$2,630.00
Total 1280 Early Intervention Support	\$2,630.00			\$2,630.00

LEA : 114060503 Antietam SD

Printed 1/12/2024 3:34:24 PM

General Fund (10)

1290 Special Programs - Other Support	<u>Elementary</u>	<u>Secondary</u>	<u>Federal</u>	<u>Total</u>
300 <u>Purchased Professional and Technical Services</u>				
330 Other Professional Services	31,762.18		154,618.57	186,380.75
Total Purchased Professional and Technical Services	\$31,762.18		\$154,618.57	\$186,380.75
Total 1290 Special Programs - Other Support	\$31,762.18		\$154,618.57	\$186,380.75

LEA : 114060503 Antietam SD

Printed 1/12/2024 3:34:24 PM

General Fund (10)

1300 Vocational Education

<u>Elementary</u>	<u>Secondary</u>	<u>Federal</u>	<u>Total</u>
-------------------	------------------	----------------	--------------

500 Other Purchased Services

564 Tuition To Career and Technology Centers	388,811.56		388,811.56
--	------------	--	------------

Total Other Purchased Services	\$388,811.56		\$388,811.56
---------------------------------------	---------------------	--	---------------------

Total 1300 Vocational Education	\$388,811.56		\$388,811.56
--	---------------------	--	---------------------

LEA : 114060503 Antietam SD

Printed 1/12/2024 3:34:24 PM

General Fund (10)

1400 Other Instructional Programs – Elementary / Secondary	<u>Elementary</u>	<u>Secondary</u>	<u>Federal</u>	<u>Total</u>
100 <u>Personnel Services – Salaries</u>				
100 Personnel Services – Salaries		2,000.00		2,000.00
Total Personnel Services – Salaries		\$2,000.00		\$2,000.00
200 <u>Personnel Services – Employee Benefits</u>				
220 Social Security Contributions		147.15		147.15
230 PSERS Retirement Contributions		704.27		704.27
Total Personnel Services – Employee Benefits		\$851.42		\$851.42
500 <u>Other Purchased Services</u>				
561 Tuition To Other School Districts Within the State	10,676.39	9,467.74		20,144.13
563 Tuition To Nonpublic Schools	30,158.08			30,158.08
Total Other Purchased Services	\$40,834.47	\$9,467.74		\$50,302.21
600 <u>Supplies</u>				
650 Supplies & Fees – Technology Related			7,050.00	7,050.00
Total Supplies			\$7,050.00	\$7,050.00
Total 1400 Other Instructional Programs – Elementary / Secondary	\$40,834.47	\$12,319.16	\$7,050.00	\$60,203.63

LEA : 114060503 Antietam SD

Printed 1/12/2024 3:34:24 PM

General Fund (10)

1420 Summer School

<u>Elementary</u>	<u>Secondary</u>	<u>Federal</u>	<u>Total</u>
-------------------	------------------	----------------	--------------

600 Supplies

650 Supplies & Fees – Technology Related		7,050.00	7,050.00
--	--	----------	----------

Total Supplies		\$7,050.00	\$7,050.00
-----------------------	--	-------------------	-------------------

Total 1420 Summer School		\$7,050.00	\$7,050.00
---------------------------------	--	-------------------	-------------------

LEA : 114060503 Antietam SD

Printed 1/12/2024 3:34:24 PM

General Fund (10)

1440 Alternative Regular Education Programs	<u>Elementary</u>	<u>Secondary</u>	<u>Federal</u>	<u>Total</u>
100 <u>Personnel Services – Salaries</u>				
100 Personnel Services – Salaries		2,000.00		2,000.00
Total Personnel Services – Salaries		\$2,000.00		\$2,000.00
200 <u>Personnel Services – Employee Benefits</u>				
220 Social Security Contributions		147.15		147.15
230 PSERS Retirement Contributions		704.27		704.27
Total Personnel Services – Employee Benefits		\$851.42		\$851.42
500 <u>Other Purchased Services</u>				
561 Tuition To Other School Districts Within the State	10,676.39	9,467.74		20,144.13
563 Tuition To Nonpublic Schools	30,158.08			30,158.08
Total Other Purchased Services	\$40,834.47	\$9,467.74		\$50,302.21
Total 1440 Alternative Regular Education Programs	\$40,834.47	\$12,319.16		\$53,153.63

LEA : 114060503 Antietam SD

Printed 1/12/2024 3:34:24 PM

General Fund (10)

1441 Adjudicated / Court-Placed Programs	<u>Elementary</u>	<u>Secondary</u>	<u>Federal</u>	<u>Total</u>
500 <u>Other Purchased Services</u>				
561 Tuition To Other School Districts Within the State	10,676.39	9,467.74		20,144.13
Total Other Purchased Services	\$10,676.39	\$9,467.74		\$20,144.13
Total 1441 Adjudicated / Court-Placed Programs	\$10,676.39	\$9,467.74		\$20,144.13

LEA : 114060503 Antietam SD

Printed 1/12/2024 3:34:24 PM

General Fund (10)

1442 Alternative Education Programs	<u>Elementary</u>	<u>Secondary</u>	<u>Federal</u>	<u>Total</u>
100 <u>Personnel Services – Salaries</u>				
100 Personnel Services – Salaries		2,000.00		2,000.00
Total Personnel Services – Salaries		\$2,000.00		\$2,000.00
200 <u>Personnel Services – Employee Benefits</u>				
220 Social Security Contributions		147.15		147.15
230 PSERS Retirement Contributions		704.27		704.27
Total Personnel Services – Employee Benefits		\$851.42		\$851.42
500 <u>Other Purchased Services</u>				
563 Tuition To Nonpublic Schools	30,158.08			30,158.08
Total Other Purchased Services	\$30,158.08			\$30,158.08
Total 1442 Alternative Education Programs	\$30,158.08	\$2,851.42		\$33,009.50

LEA : 114060503 Antietam SD

Printed 1/12/2024 3:34:24 PM

General Fund (10)

1500 Nonpublic School Programs

Elementary Secondary Federal Total

300 Purchased Professional and Technical Services

322 Professional Educational Services – Ius 24,141.00 24,416.40

360 Employee Training and Development Services 1,072.80 1,072.80

Total Purchased Professional and Technical Services \$25,213.80 \$25,489.20

600 Supplies

610 General Supplies 1,022.18 1,022.18

Total Supplies \$1,022.18 \$1,022.18

Total 1500 Nonpublic School Programs \$26,235.98 \$26,511.38

LEA : 114060503 Antietam SD

Printed 1/12/2024 3:34:27 PM

General Fund (10)

2000 Support Services

Total

100	<u>Personnel Services – Salaries</u>	
100	Personnel Services – Salaries	2,632,746.74
Total Personnel Services – Salaries		\$2,632,746.74
200	<u>Personnel Services – Employee Benefits</u>	
210	Group Insurance – Contracted Provider	669,030.74
220	Social Security Contributions	194,954.93
230	PSERS Retirement Contributions	914,212.30
240	Tuition Reimbursement	68,916.75
260	Workers' Compensation	8,531.85
299	All Other Employee Benefits	7,366.75
Total Personnel Services – Employee Benefits		\$1,863,013.32
300	<u>Purchased Professional and Technical Services</u>	
322	Professional Educational Services – Ius	8,256.11
329	Professional Educational Services – Other	67,815.21
330	Other Professional Services	293,833.33
340	Technical Services	47,959.90
350	Security / Safety Services	196,174.47
360	Employee Training and Development Services	27,957.00
390	Other Purchased Professional and Technical Services	26,921.11
Total Purchased Professional and Technical Services		\$668,917.13
400	<u>Purchased Property Services</u>	
410	Cleaning Services	22,288.36
420	Utility Services	31,404.41
430	Repairs and Maintenance Services	287,549.74
440	Rentals	5,527.72
450	Construction Services	(42.49)
460	Extermination Services	2,922.00
Total Purchased Property Services		\$349,649.74
500	<u>Other Purchased Services</u>	
513	Contracted Carriers	141,992.16
516	Student Transportation Services From the IU	84,346.21
520	Insurance – General	19,936.75
522	Automotive Liability Insurance	12,038.00
523	General Property and Liability Insurance	61,597.00
530	Communications	113,702.21
549	Other Advertising/Public Relations	1,856.76
550	Printing and Binding	5,372.27
580	Travel	6,089.44
591	Services Purchased Locally	19,800.00
595	IU Payments By Withholding	8,410.80
599	Other Miscellaneous Purchased Services	180.00
Total Other Purchased Services		\$475,321.60
600	<u>Supplies</u>	
610	General Supplies	134,149.61

LEA : 114060503 Antietam SD

Printed 1/12/2024 3:34:27 PM

General Fund (10)

2000 Support Services

Total

600	<u>Supplies</u>	
620	Energy	270,720.81
630	Food	6,567.76
640	Books and Periodicals	8,083.33
650	Supplies & Fees – Technology Related	132,598.93
Total Supplies		\$552,120.44
700	<u>Property</u>	
752	Capital Equipment – Original and Additional	13,215.46
756	Capitalized Technology Equipment – Original	23,990.89
762	Capitalized Equipment - Replacement	777,821.30
766	Capitalized Technology Equipment – Replacement	2,714.00
768	Capitalized Technology Software - Replacement	3,698.00
Total Property		\$821,439.65
800	<u>Other Objects</u>	
810	Dues and Fees	26,227.66
890	Miscellaneous Expenditures	9,881.72
Total Other Objects		\$36,109.38
Total 2000 Support Services		\$7,399,318.00

LEA : 114060503 Antietam SD

Printed 1/12/2024 3:34:27 PM

General Fund (10)				
2100 Support Services – Students	<u>Elementary</u>	<u>Secondary</u>	<u>Federal</u>	<u>Total</u>
100 <u>Personnel Services – Salaries</u>				
100 Personnel Services – Salaries	78,024.74	157,723.83	52,926.09	333,798.70
Total Personnel Services – Salaries	\$78,024.74	\$157,723.83	\$52,926.09	\$333,798.70
200 <u>Personnel Services – Employee Benefits</u>				
210 Group Insurance – Contracted Provider	25,127.94	52,500.49	11,446.81	89,197.74
220 Social Security Contributions	8,106.73	12,004.09	482.15	24,044.97
230 PSERS Retirement Contributions	38,138.39	58,674.39	2,362.26	114,380.58
Total Personnel Services – Employee Benefits	\$71,373.06	\$123,178.97	\$14,291.22	\$227,623.29
300 <u>Purchased Professional and Technical Services</u>				
322 Professional Educational Services – Ius	1,317.81	1,168.62		2,486.43
330 Other Professional Services	41,996.77	42,742.41	18,126.25	102,865.43
340 Technical Services				16,485.08
Total Purchased Professional and Technical Services	\$43,314.58	\$43,911.03	\$18,126.25	\$121,836.94
500 <u>Other Purchased Services</u>				
580 Travel				887.17
Total Other Purchased Services				\$887.17
600 <u>Supplies</u>				
610 General Supplies	4,118.53	984.72		5,103.25
650 Supplies & Fees – Technology Related		1,983.00		1,983.00
Total Supplies	\$4,118.53	\$2,967.72		\$7,086.25
800 <u>Other Objects</u>				
810 Dues and Fees				80.00
Total Other Objects				\$80.00
Total 2100 Support Services – Students	\$196,830.91	\$327,781.55	\$85,343.56	\$691,312.35

LEA : 114060503 Antietam SD

Printed 1/12/2024 3:34:27 PM

General Fund (10)

2120 Guidance Services	<u>Elementary</u>	<u>Secondary</u>	<u>Federal</u>	<u>Total</u>
100 <u>Personnel Services – Salaries</u>				
100 Personnel Services – Salaries	76,384.39	156,269.18	23,420.21	256,073.78
Total Personnel Services – Salaries	\$76,384.39	\$156,269.18	\$23,420.21	\$256,073.78
200 <u>Personnel Services – Employee Benefits</u>				
210 Group Insurance – Contracted Provider	19,890.39	47,855.85	11,446.81	79,193.05
220 Social Security Contributions	6,834.45	10,875.85	482.15	18,192.45
230 PSERS Retirement Contributions	32,517.87	53,690.15	2,362.26	88,570.28
Total Personnel Services – Employee Benefits	\$59,242.71	\$112,421.85	\$14,291.22	\$185,955.78
600 <u>Supplies</u>				
650 Supplies & Fees – Technology Related		1,983.00		1,983.00
Total Supplies		\$1,983.00		\$1,983.00
Total 2120 Guidance Services	\$135,627.10	\$270,674.03	\$37,711.43	\$444,012.56

LEA : 114060503 Antietam SD

Printed 1/12/2024 3:34:27 PM

General Fund (10)

2140 Psychological Services	Elementary	Secondary	Federal	Total
100 <u>Personnel Services – Salaries</u>				
100 Personnel Services – Salaries	1,640.35	1,454.65	29,505.88	32,600.88
Total Personnel Services – Salaries	\$1,640.35	\$1,454.65	\$29,505.88	\$32,600.88
200 <u>Personnel Services – Employee Benefits</u>				
210 Group Insurance – Contracted Provider	5,237.55	4,644.64		9,882.19
220 Social Security Contributions	1,272.28	1,128.24		2,400.52
230 PSERS Retirement Contributions	5,620.52	4,984.24		10,604.76
Total Personnel Services – Employee Benefits	\$12,130.35	\$10,757.12		\$22,887.47
300 <u>Purchased Professional and Technical Services</u>				
322 Professional Educational Services – Ius	1,317.81	1,168.62		2,486.43
330 Other Professional Services	41,996.77	42,742.41	18,126.25	102,865.43
Total Purchased Professional and Technical Services	\$43,314.58	\$43,911.03	\$18,126.25	\$105,351.86
600 <u>Supplies</u>				
610 General Supplies	4,118.53	984.72		5,103.25
Total Supplies	\$4,118.53	\$984.72		\$5,103.25
Total 2140 Psychological Services	\$61,203.81	\$57,107.52	\$47,632.13	\$165,943.46

LEA : 114060503 Antietam SD

Printed 1/12/2024 3:34:27 PM

General Fund (10)

2170 Student Accounting Services	<u>Elementary</u>	<u>Secondary</u>	<u>Federal</u>	<u>Total</u>
100 <u>Personnel Services – Salaries</u>				
100 Personnel Services – Salaries				45,124.04
Total Personnel Services – Salaries				\$45,124.04
200 <u>Personnel Services – Employee Benefits</u>				
210 Group Insurance – Contracted Provider				122.50
220 Social Security Contributions				3,452.00
230 PSERS Retirement Contributions				15,205.54
Total Personnel Services – Employee Benefits				\$18,780.04
300 <u>Purchased Professional and Technical Services</u>				
340 Technical Services				16,485.08
Total Purchased Professional and Technical Services				\$16,485.08
500 <u>Other Purchased Services</u>				
580 Travel				887.17
Total Other Purchased Services				\$887.17
800 <u>Other Objects</u>				
810 Dues and Fees				80.00
Total Other Objects				\$80.00
Total 2170 Student Accounting Services				\$81,356.33

LEA : 114060503 Antietam SD

Printed 1/12/2024 3:34:27 PM

General Fund (10)

2200 Support Services – Instructional Staff	Elementary	Secondary	Federal	Total
100 Personnel Services – Salaries				
100 Personnel Services – Salaries	216,517.72	134,987.24		351,504.96
Total Personnel Services – Salaries	\$216,517.72	\$134,987.24		\$351,504.96
200 Personnel Services – Employee Benefits				
210 Group Insurance – Contracted Provider	54,416.53	35,914.69		90,331.22
220 Social Security Contributions	16,016.89	9,985.94		26,002.83
230 PSERS Retirement Contributions	76,107.54	47,596.50		123,704.04
240 Tuition Reimbursement	37,652.00	31,264.75		68,916.75
299 All Other Employee Benefits	265.00	235.00		500.00
Total Personnel Services – Employee Benefits	\$184,457.96	\$124,996.88		\$309,454.84
300 Purchased Professional and Technical Services				
322 Professional Educational Services – lus	769.68			769.68
330 Other Professional Services	4,500.00	3,000.00	13,100.00	20,600.00
360 Employee Training and Development Services	9,252.50	9,297.50	6,750.00	25,300.00
Total Purchased Professional and Technical Services	\$14,522.18	\$12,297.50	\$19,850.00	\$46,669.68
400 Purchased Property Services				
430 Repairs and Maintenance Services	5,146.19	6,753.69		11,899.88
Total Purchased Property Services	\$5,146.19	\$6,753.69		\$11,899.88
500 Other Purchased Services				
580 Travel	475.29	421.49		896.78
Total Other Purchased Services	\$475.29	\$421.49		\$896.78
600 Supplies				
610 General Supplies	4,827.58	3,154.08		7,981.66
640 Books and Periodicals	5,442.05	2,517.23		7,959.28
650 Supplies & Fees – Technology Related	3,716.79	4,485.73		8,202.52
Total Supplies	\$13,986.42	\$10,157.04		\$24,143.46
800 Other Objects				
810 Dues and Fees	391.67	347.33		739.00
Total Other Objects	\$391.67	\$347.33		\$739.00
Total 2200 Support Services – Instructional Staff	\$435,497.43	\$289,961.17	\$19,850.00	\$745,308.60

LEA : 114060503 Antietam SD

Printed 1/12/2024 3:34:27 PM

General Fund (10)

2220 Technology Support Services	<u>Elementary</u>	<u>Secondary</u>	<u>Federal</u>	<u>Total</u>
400 <u>Purchased Property Services</u>				
430 Repairs and Maintenance Services	5,146.19	6,753.69		11,899.88
Total Purchased Property Services	\$5,146.19	\$6,753.69		\$11,899.88
Total 2220 Technology Support Services	\$5,146.19	\$6,753.69		\$11,899.88

LEA : 114060503 Antietam SD

Printed 1/12/2024 3:34:27 PM

General Fund (10)

2250 School Library Services	<u>Elementary</u>	<u>Secondary</u>	<u>Federal</u>	<u>Total</u>
100 <u>Personnel Services – Salaries</u>				
100 Personnel Services – Salaries	84,912.86	20,746.00		105,658.86
Total Personnel Services – Salaries	\$84,912.86	\$20,746.00		\$105,658.86
200 <u>Personnel Services – Employee Benefits</u>				
210 Group Insurance – Contracted Provider	24,066.13	9,000.18		33,066.31
220 Social Security Contributions	6,262.31	1,526.13		7,788.44
230 PSERS Retirement Contributions	29,940.33	7,315.04		37,255.37
Total Personnel Services – Employee Benefits	\$60,268.77	\$17,841.35		\$78,110.12
600 <u>Supplies</u>				
610 General Supplies	1,595.95	288.29		1,884.24
640 Books and Periodicals	5,442.05	2,517.23		7,959.28
650 Supplies & Fees – Technology Related	3,716.79	4,485.73		8,202.52
Total Supplies	\$10,754.79	\$7,291.25		\$18,046.04
Total 2250 School Library Services	\$155,936.42	\$45,878.60		\$201,815.02

LEA : 114060503 Antietam SD

Printed 1/12/2024 3:34:27 PM

General Fund (10)

2260 Instruction and Curriculum Development Services	Elementary	Secondary	Federal	Total
100 <u>Personnel Services – Salaries</u>				
100 Personnel Services – Salaries	124,812.86	108,991.24		233,804.10
Total Personnel Services – Salaries	\$124,812.86	\$108,991.24		\$233,804.10
200 <u>Personnel Services – Employee Benefits</u>				
210 Group Insurance – Contracted Provider	30,350.40	26,914.51		57,264.91
220 Social Security Contributions	9,246.34	8,071.12		17,317.46
230 PSERS Retirement Contributions	43,773.95	38,430.31		82,204.26
299 All Other Employee Benefits	265.00	235.00		500.00
Total Personnel Services – Employee Benefits	\$83,635.69	\$73,650.94		\$157,286.63
500 <u>Other Purchased Services</u>				
580 Travel	475.29	421.49		896.78
Total Other Purchased Services	\$475.29	\$421.49		\$896.78
600 <u>Supplies</u>				
610 General Supplies	3,231.63	2,865.79		6,097.42
Total Supplies	\$3,231.63	\$2,865.79		\$6,097.42
800 <u>Other Objects</u>				
810 Dues and Fees	391.67	347.33		739.00
Total Other Objects	\$391.67	\$347.33		\$739.00
Total 2260 Instruction and Curriculum Development Services	\$212,547.14	\$186,276.79		\$398,823.93

LEA : 114060503 Antietam SD

Printed 1/12/2024 3:34:27 PM

General Fund (10)

2270 Instructional Staff Professional Development Services	<u>Elementary</u>	<u>Secondary</u>	<u>Federal</u>	<u>Total</u>
100 <u>Personnel Services – Salaries</u>				
100 Personnel Services – Salaries	6,792.00	5,250.00		12,042.00
Total Personnel Services – Salaries	\$6,792.00	\$5,250.00		\$12,042.00
200 <u>Personnel Services – Employee Benefits</u>				
220 Social Security Contributions	508.24	388.69		896.93
230 PSERS Retirement Contributions	2,393.26	1,851.15		4,244.41
240 Tuition Reimbursement	37,652.00	31,264.75		68,916.75
Total Personnel Services – Employee Benefits	\$40,553.50	\$33,504.59		\$74,058.09
300 <u>Purchased Professional and Technical Services</u>				
330 Other Professional Services	4,500.00	3,000.00	13,100.00	20,600.00
360 Employee Training and Development Services	9,252.50	9,297.50	6,750.00	25,300.00
Total Purchased Professional and Technical Services	\$13,752.50	\$12,297.50	\$19,850.00	\$45,900.00
Total 2270 Instructional Staff Professional Development Services	\$61,098.00	\$51,052.09	\$19,850.00	\$132,000.09

LEA : 114060503 Antietam SD

Printed 1/12/2024 3:34:27 PM

General Fund (10)

2280 Nonpublic Support Services	<u>Elementary</u>	<u>Secondary</u>	<u>Federal</u>	<u>Total</u>
300 <u>Purchased Professional and Technical Services</u>				
322 Professional Educational Services – lus	769.68			769.68
Total Purchased Professional and Technical Services	\$769.68			\$769.68
Total 2280 Nonpublic Support Services	\$769.68			\$769.68

LEA : 114060503 Antietam SD

Printed 1/12/2024 3:34:27 PM

General Fund (10)

2300 Support Services – Administration	Elementary	Secondary	Federal	Total
100 Personnel Services – Salaries				
100 Personnel Services – Salaries	391,681.47	291,106.00		874,067.07
Total Personnel Services – Salaries	\$391,681.47	\$291,106.00		\$874,067.07
200 Personnel Services – Employee Benefits				
210 Group Insurance – Contracted Provider	108,492.88	68,321.60		225,652.24
220 Social Security Contributions	29,147.75	21,715.68		65,062.52
230 PSERS Retirement Contributions	133,800.36	102,532.03		303,679.13
299 All Other Employee Benefits	500.00	2,700.00		3,200.00
Total Personnel Services – Employee Benefits	\$271,940.99	\$195,269.31		\$597,593.89
300 Purchased Professional and Technical Services				
329 Professional Educational Services – Other	1,186.01	15.75		1,863.01
330 Other Professional Services				163,845.90
340 Technical Services				2,870.00
Total Purchased Professional and Technical Services	\$1,186.01	\$15.75		\$168,578.91
500 Other Purchased Services				
520 Insurance – General				19,936.75
530 Communications	15,848.81	6,605.07		49,838.89
549 Other Advertising/Public Relations				1,856.76
550 Printing and Binding		2,124.90		5,372.27
580 Travel	456.54	170.32		1,984.05
599 Other Miscellaneous Purchased Services				180.00
Total Other Purchased Services	\$16,305.35	\$8,900.29		\$79,168.72
600 Supplies				
610 General Supplies	2,701.87	2,419.72		21,723.35
630 Food	996.49	1,508.80		6,567.76
640 Books and Periodicals		35.05		124.05
650 Supplies & Fees – Technology Related	3,941.42	1,971.30		9,670.61
Total Supplies	\$7,639.78	\$5,934.87		\$38,085.77
700 Property				
768 Capitalized Technology Software - Replacement	3,698.00			3,698.00
Total Property	\$3,698.00			\$3,698.00
800 Other Objects				
810 Dues and Fees	969.00	1,159.00		20,983.07
890 Miscellaneous Expenditures				1,323.73
Total Other Objects	\$969.00	\$1,159.00		\$22,306.80
Total 2300 Support Services – Administration	\$693,420.60	\$502,385.22		\$1,783,499.16

LEA : 114060503 Antietam SD

Printed 1/12/2024 3:34:27 PM

General Fund (10)

2310 Board Services	<u>Elementary</u>	<u>Secondary</u>	<u>Federal</u>	<u>Total</u>
100 <u>Personnel Services – Salaries</u>				
100 Personnel Services – Salaries				2,575.00
Total Personnel Services – Salaries				\$2,575.00
200 <u>Personnel Services – Employee Benefits</u>				
220 Social Security Contributions				191.40
230 PSERS Retirement Contributions				907.94
Total Personnel Services – Employee Benefits				\$1,099.34
300 <u>Purchased Professional and Technical Services</u>				
330 Other Professional Services				18,255.00
Total Purchased Professional and Technical Services				\$18,255.00
500 <u>Other Purchased Services</u>				
520 Insurance – General				14,021.75
549 Other Advertising/Public Relations				1,856.76
Total Other Purchased Services				\$15,878.51
600 <u>Supplies</u>				
610 General Supplies				1,196.16
Total Supplies				\$1,196.16
Total 2310 Board Services				\$39,004.01

LEA : 114060503 Antietam SD

Printed 1/12/2024 3:34:27 PM

General Fund (10)

2330 Tax Assessment and Collection Services	<u>Elementary</u>	<u>Secondary</u>	<u>Federal</u>	<u>Total</u>
100 <u>Personnel Services – Salaries</u>				
100 Personnel Services – Salaries				279.60
Total Personnel Services – Salaries				\$279.60
200 <u>Personnel Services – Employee Benefits</u>				
220 Social Security Contributions				21.38
Total Personnel Services – Employee Benefits				\$21.38
300 <u>Purchased Professional and Technical Services</u>				
340 Technical Services				2,870.00
Total Purchased Professional and Technical Services				\$2,870.00
500 <u>Other Purchased Services</u>				
550 Printing and Binding				1,450.37
Total Other Purchased Services				\$1,450.37
800 <u>Other Objects</u>				
810 Dues and Fees				8,621.70
Total Other Objects				\$8,621.70
Total 2330 Tax Assessment and Collection Services				\$13,243.05

LEA : 114060503 Antietam SD

Printed 1/12/2024 3:34:27 PM

General Fund (10)

2350 Legal and Accounting Services	<u>Elementary</u>	<u>Secondary</u>	<u>Federal</u>	<u>Total</u>
300 <u>Purchased Professional and Technical Services</u>				
330 Other Professional Services				145,040.90
Total Purchased Professional and Technical Services				\$145,040.90
Total 2350 Legal and Accounting Services				\$145,040.90

LEA : 114060503 Antietam SD

Printed 1/12/2024 3:34:27 PM

General Fund (10)				
2360 Office of the Superintendent / Executive Director Services	Elementary	Secondary	Federal	Total
100 <u>Personnel Services – Salaries</u>				
100 Personnel Services – Salaries				188,425.00
Total Personnel Services – Salaries				\$188,425.00
200 <u>Personnel Services – Employee Benefits</u>				
210 Group Insurance – Contracted Provider				48,837.76
220 Social Security Contributions				13,986.31
230 PSERS Retirement Contributions				66,438.80
Total Personnel Services – Employee Benefits				\$129,262.87
300 <u>Purchased Professional and Technical Services</u>				
330 Other Professional Services				550.00
Total Purchased Professional and Technical Services				\$550.00
500 <u>Other Purchased Services</u>				
550 Printing and Binding				1,797.00
580 Travel				1,357.19
599 Other Miscellaneous Purchased Services				180.00
Total Other Purchased Services				\$3,334.19
600 <u>Supplies</u>				
610 General Supplies				15,083.90
630 Food				3,139.90
640 Books and Periodicals				89.00
650 Supplies & Fees – Technology Related				3,757.89
Total Supplies				\$22,070.69
800 <u>Other Objects</u>				
810 Dues and Fees				10,233.37
890 Miscellaneous Expenditures				1,323.73
Total Other Objects				\$11,557.10
Total 2360 Office of the Superintendent / Executive Director Services				\$355,199.85

LEA : 114060503 Antietam SD

Printed 1/12/2024 3:34:27 PM

General Fund (10)

2380 Office of the Principal Services	Elementary	Secondary	Federal	Total
100 <u>Personnel Services – Salaries</u>				
100 Personnel Services – Salaries	391,681.47	291,106.00		682,787.47
Total Personnel Services – Salaries	\$391,681.47	\$291,106.00		\$682,787.47
200 <u>Personnel Services – Employee Benefits</u>				
210 Group Insurance – Contracted Provider	108,492.88	68,321.60		176,814.48
220 Social Security Contributions	29,147.75	21,715.68		50,863.43
230 PSERS Retirement Contributions	133,800.36	102,532.03		236,332.39
299 All Other Employee Benefits	500.00	2,700.00		3,200.00
Total Personnel Services – Employee Benefits	\$271,940.99	\$195,269.31		\$467,210.30
300 <u>Purchased Professional and Technical Services</u>				
329 Professional Educational Services – Other	1,186.01	15.75		1,201.76
Total Purchased Professional and Technical Services	\$1,186.01	\$15.75		\$1,201.76
500 <u>Other Purchased Services</u>				
530 Communications	15,848.81	6,605.07		22,453.88
550 Printing and Binding		2,124.90		2,124.90
580 Travel	456.54	170.32		626.86
Total Other Purchased Services	\$16,305.35	\$8,900.29		\$25,205.64
600 <u>Supplies</u>				
610 General Supplies	2,701.87	2,419.72		5,121.59
630 Food	996.49	1,508.80		2,505.29
640 Books and Periodicals		35.05		35.05
650 Supplies & Fees – Technology Related	3,941.42	1,971.30		5,912.72
Total Supplies	\$7,639.78	\$5,934.87		\$13,574.65
700 <u>Property</u>				
768 Capitalized Technology Software - Replacement	3,698.00			3,698.00
Total Property	\$3,698.00			\$3,698.00
800 <u>Other Objects</u>				
810 Dues and Fees	969.00	1,159.00		2,128.00
Total Other Objects	\$969.00	\$1,159.00		\$2,128.00
Total 2380 Office of the Principal Services	\$693,420.60	\$502,385.22		\$1,195,805.82

LEA : 114060503 Antietam SD

Printed 1/12/2024 3:34:27 PM

General Fund (10)

2390 Other Administration Services	<u>Elementary</u>	<u>Secondary</u>	<u>Federal</u>	<u>Total</u>
300 <u>Purchased Professional and Technical Services</u>				
329 Professional Educational Services – Other				661.25
Total Purchased Professional and Technical Services				\$661.25
500 <u>Other Purchased Services</u>				
520 Insurance – General				5,915.00
530 Communications				27,385.01
Total Other Purchased Services				\$33,300.01
600 <u>Supplies</u>				
610 General Supplies				321.70
630 Food				922.57
Total Supplies				\$1,244.27
Total 2390 Other Administration Services				\$35,205.53

LEA : 114060503 Antietam SD

Printed 1/12/2024 3:34:27 PM

General Fund (10)				
2400 Support Services – Pupil Health	<u>Elementary</u>	<u>Secondary</u>	<u>Federal</u>	<u>Total</u>
100 <u>Personnel Services – Salaries</u>				
100 Personnel Services – Salaries				105,950.83
Total Personnel Services – Salaries				\$105,950.83
200 <u>Personnel Services – Employee Benefits</u>				
210 Group Insurance – Contracted Provider				21,035.50
220 Social Security Contributions				7,885.30
230 PSERS Retirement Contributions				36,103.39
Total Personnel Services – Employee Benefits				\$65,024.19
300 <u>Purchased Professional and Technical Services</u>				
329 Professional Educational Services – Other				43,222.10
330 Other Professional Services				322.00
Total Purchased Professional and Technical Services				\$43,544.10
400 <u>Purchased Property Services</u>				
410 Cleaning Services				150.32
430 Repairs and Maintenance Services				214.00
Total Purchased Property Services				\$364.32
500 <u>Other Purchased Services</u>				
580 Travel				148.45
Total Other Purchased Services				\$148.45
600 <u>Supplies</u>				
610 General Supplies				2,571.85
Total Supplies				\$2,571.85
Total 2400 Support Services – Pupil Health				\$217,603.74

LEA : 114060503 Antietam SD

Printed 1/12/2024 3:34:27 PM

General Fund (10)

2420 Medical Services

<u>Elementary</u>	<u>Secondary</u>	<u>Federal</u>	<u>Total</u>
-------------------	------------------	----------------	--------------

300 Purchased Professional and Technical Services

330 Other Professional Services			322.00
---------------------------------	--	--	--------

Total Purchased Professional and Technical Services			\$322.00
--	--	--	-----------------

Total 2420 Medical Services			\$322.00
------------------------------------	--	--	-----------------

LEA : 114060503 Antietam SD

Printed 1/12/2024 3:34:27 PM

General Fund (10)				
2440 Nursing Services	<u>Elementary</u>	<u>Secondary</u>	<u>Federal</u>	<u>Total</u>
100 <u>Personnel Services – Salaries</u>				
100 Personnel Services – Salaries				92,567.11
Total Personnel Services – Salaries				\$92,567.11
200 <u>Personnel Services – Employee Benefits</u>				
210 Group Insurance – Contracted Provider				21,035.50
220 Social Security Contributions				6,861.52
230 PSERS Retirement Contributions				31,427.11
Total Personnel Services – Employee Benefits				\$59,324.13
300 <u>Purchased Professional and Technical Services</u>				
329 Professional Educational Services – Other				43,222.10
Total Purchased Professional and Technical Services				\$43,222.10
400 <u>Purchased Property Services</u>				
410 Cleaning Services				150.32
430 Repairs and Maintenance Services				214.00
Total Purchased Property Services				\$364.32
500 <u>Other Purchased Services</u>				
580 Travel				148.45
Total Other Purchased Services				\$148.45
600 <u>Supplies</u>				
610 General Supplies				2,571.85
Total Supplies				\$2,571.85
Total 2440 Nursing Services				\$198,197.96

LEA : 114060503 Antietam SD

Printed 1/12/2024 3:34:27 PM

General Fund (10)

2450 Nonpublic Health Services	<u>Elementary</u>	<u>Secondary</u>	<u>Federal</u>	<u>Total</u>
100 <u>Personnel Services – Salaries</u>				
100 Personnel Services – Salaries				13,383.72
Total Personnel Services – Salaries				\$13,383.72
200 <u>Personnel Services – Employee Benefits</u>				
220 Social Security Contributions				1,023.78
230 PSERS Retirement Contributions				4,676.28
Total Personnel Services – Employee Benefits				\$5,700.06
Total 2450 Nonpublic Health Services				\$19,083.78

LEA : 114060503 Antietam SD

Printed 1/12/2024 3:34:27 PM

General Fund (10)				
2500 Support Services – Business	<u>Elementary</u>	<u>Secondary</u>	<u>Federal</u>	<u>Total</u>
100 <u>Personnel Services – Salaries</u>				
100 Personnel Services – Salaries				251,052.10
Total Personnel Services – Salaries				\$251,052.10
200 <u>Personnel Services – Employee Benefits</u>				
210 Group Insurance – Contracted Provider				38,228.83
220 Social Security Contributions				18,989.81
230 PSERS Retirement Contributions				87,110.34
299 All Other Employee Benefits				4,166.75
Total Personnel Services – Employee Benefits				\$148,495.73
300 <u>Purchased Professional and Technical Services</u>				
330 Other Professional Services				6,200.00
340 Technical Services				2,807.74
390 Other Purchased Professional and Technical Services				26,921.11
Total Purchased Professional and Technical Services				\$35,928.85
500 <u>Other Purchased Services</u>				
580 Travel				1,625.34
Total Other Purchased Services				\$1,625.34
600 <u>Supplies</u>				
610 General Supplies				6,078.47
Total Supplies				\$6,078.47
800 <u>Other Objects</u>				
810 Dues and Fees				4,205.59
Total Other Objects				\$4,205.59
Total 2500 Support Services – Business				\$447,386.08

LEA : 114060503 Antietam SD

Printed 1/12/2024 3:34:27 PM

General Fund (10)

2510 Fiscal Services	<u>Elementary</u>	<u>Secondary</u>	<u>Federal</u>	<u>Total</u>
100 <u>Personnel Services – Salaries</u>				
100 Personnel Services – Salaries				251,052.10
Total Personnel Services – Salaries				\$251,052.10
200 <u>Personnel Services – Employee Benefits</u>				
210 Group Insurance – Contracted Provider				38,228.83
220 Social Security Contributions				18,989.81
230 PSERS Retirement Contributions				87,110.34
299 All Other Employee Benefits				4,166.75
Total Personnel Services – Employee Benefits				\$148,495.73
500 <u>Other Purchased Services</u>				
580 Travel				1,625.34
Total Other Purchased Services				\$1,625.34
800 <u>Other Objects</u>				
810 Dues and Fees				893.99
Total Other Objects				\$893.99
Total 2510 Fiscal Services				\$402,067.16

LEA : 114060503 Antietam SD

Printed 1/12/2024 3:34:27 PM

General Fund (10)				
2511 Supervision of Fiscal Services - Head of Component	<u>Elementary</u>	<u>Secondary</u>	<u>Federal</u>	<u>Total</u>
100 <u>Personnel Services – Salaries</u>				
100 Personnel Services – Salaries				137,370.08
Total Personnel Services – Salaries				\$137,370.08
200 <u>Personnel Services – Employee Benefits</u>				
210 Group Insurance – Contracted Provider				1,735.19
220 Social Security Contributions				10,516.31
230 PSERS Retirement Contributions				47,026.17
Total Personnel Services – Employee Benefits				\$59,277.67
500 <u>Other Purchased Services</u>				
580 Travel				1,337.00
Total Other Purchased Services				\$1,337.00
800 <u>Other Objects</u>				
810 Dues and Fees				893.99
Total Other Objects				\$893.99
Total 2511 Supervision of Fiscal Services - Head of Component				\$198,878.74

LEA : 114060503 Antietam SD

Printed 1/12/2024 3:34:27 PM

General Fund (10)

2514 Payroll Services

Elementary Secondary Federal Total

100 <u>Personnel Services – Salaries</u>				
100 Personnel Services – Salaries				33,456.50
Total Personnel Services – Salaries				\$33,456.50
200 <u>Personnel Services – Employee Benefits</u>				
210 Group Insurance – Contracted Provider				9,123.83
220 Social Security Contributions				2,494.70
230 PSERS Retirement Contributions				11,796.71
Total Personnel Services – Employee Benefits				\$23,415.24
Total 2514 Payroll Services				\$56,871.74

LEA : 114060503 Antietam SD

Printed 1/12/2024 3:34:27 PM

General Fund (10)

2519 Other Fiscal Services	<u>Elementary</u>	<u>Secondary</u>	<u>Federal</u>	<u>Total</u>
100 <u>Personnel Services – Salaries</u>				
100 Personnel Services – Salaries				80,225.52
Total Personnel Services – Salaries				\$80,225.52
200 <u>Personnel Services – Employee Benefits</u>				
210 Group Insurance – Contracted Provider				27,369.81
220 Social Security Contributions				5,978.80
230 PSERS Retirement Contributions				28,287.46
299 All Other Employee Benefits				4,166.75
Total Personnel Services – Employee Benefits				\$65,802.82
500 <u>Other Purchased Services</u>				
580 Travel				288.34
Total Other Purchased Services				\$288.34
Total 2519 Other Fiscal Services				\$146,316.68

LEA : 114060503 Antietam SD

Printed 1/12/2024 3:34:27 PM

General Fund (10)

2590 Other Support Services – Business	<u>Elementary</u>	<u>Secondary</u>	<u>Federal</u>	<u>Total</u>
300 <u>Purchased Professional and Technical Services</u>				
330 Other Professional Services				6,200.00
340 Technical Services				2,807.74
390 Other Purchased Professional and Technical Services				26,921.11
Total Purchased Professional and Technical Services				\$35,928.85
600 <u>Supplies</u>				
610 General Supplies				6,078.47
Total Supplies				\$6,078.47
800 <u>Other Objects</u>				
810 Dues and Fees				3,311.60
Total Other Objects				\$3,311.60
Total 2590 Other Support Services – Business				\$45,318.92

LEA : 114060503 Antietam SD

Printed 1/12/2024 3:34:27 PM

General Fund (10)				
2600 Operation and Maintenance of Plant Services	<u>Elementary</u>	<u>Secondary</u>	<u>Federal</u>	<u>Total</u>
100 <u>Personnel Services – Salaries</u>				
100 Personnel Services – Salaries				539,716.01
Total Personnel Services – Salaries				\$539,716.01
200 <u>Personnel Services – Employee Benefits</u>				
210 Group Insurance – Contracted Provider				154,712.13
220 Social Security Contributions				40,116.58
230 PSERS Retirement Contributions				186,945.65
260 Workers' Compensation				8,531.85
299 All Other Employee Benefits				(500.00)
Total Personnel Services – Employee Benefits				\$389,806.21
300 <u>Purchased Professional and Technical Services</u>				
322 Professional Educational Services – lus				5,000.00
329 Professional Educational Services – Other				22,730.10
350 Security / Safety Services				196,174.47
Total Purchased Professional and Technical Services				\$223,904.57
400 <u>Purchased Property Services</u>				
410 Cleaning Services				22,138.04
420 Utility Services				31,404.41
430 Repairs and Maintenance Services				268,229.48
440 Rentals				5,527.72
450 Construction Services				(42.49)
460 Extermination Services				2,922.00
Total Purchased Property Services				\$330,179.16
500 <u>Other Purchased Services</u>				
523 General Property and Liability Insurance				61,597.00
530 Communications				50.48
591 Services Purchased Locally				19,800.00
Total Other Purchased Services				\$81,447.48
600 <u>Supplies</u>				
610 General Supplies	50,264.57	30,596.31		80,860.88
620 Energy				267,603.38
Total Supplies	\$50,264.57	\$30,596.31		\$348,464.26
700 <u>Property</u>				
752 Capital Equipment – Original and Additional				13,215.46
762 Capitalized Equipment - Replacement			519,613.46	777,821.30
Total Property			\$519,613.46	\$791,036.76
800 <u>Other Objects</u>				
810 Dues and Fees				120.00
Total Other Objects				\$120.00
Total 2600 Operation and Maintenance of Plant Services	\$50,264.57	\$30,596.31	\$519,613.46	\$2,704,674.45

LEA : 114060503 Antietam SD

Printed 1/12/2024 3:34:27 PM

General Fund (10)

2610 Supervision of Operation and Maintenance of Plant Services	<u>Elementary</u>	<u>Secondary</u>	<u>Federal</u>	<u>Total</u>
100 <u>Personnel Services – Salaries</u>				
100 Personnel Services – Salaries				94,500.00
Total Personnel Services – Salaries				\$94,500.00
200 <u>Personnel Services – Employee Benefits</u>				
210 Group Insurance – Contracted Provider				17,490.07
220 Social Security Contributions				7,042.02
230 PSERS Retirement Contributions				33,320.79
299 All Other Employee Benefits				(500.00)
Total Personnel Services – Employee Benefits				\$57,352.88
800 <u>Other Objects</u>				
810 Dues and Fees				120.00
Total Other Objects				\$120.00
Total 2610 Supervision of Operation and Maintenance of Plant Services				\$151,972.88

LEA : 114060503 Antietam SD

Printed 1/12/2024 3:34:27 PM

General Fund (10)

2611 Supervision of Operation and Maintenance of Plant Services – Head of Component	<u>Elementary</u>	<u>Secondary</u>	<u>Federal</u>	<u>Total</u>
100 <u>Personnel Services – Salaries</u>				
100 Personnel Services – Salaries				94,500.00
Total Personnel Services – Salaries				\$94,500.00
200 <u>Personnel Services – Employee Benefits</u>				
210 Group Insurance – Contracted Provider				17,490.07
220 Social Security Contributions				7,042.02
230 PSERS Retirement Contributions				33,320.79
299 All Other Employee Benefits				(500.00)
Total Personnel Services – Employee Benefits				\$57,352.88
800 <u>Other Objects</u>				
810 Dues and Fees				120.00
Total Other Objects				\$120.00
Total 2611 Supervision of Operation and Maintenance of Plant Services – Head of Component				\$151,972.88

LEA : 114060503 Antietam SD

Printed 1/12/2024 3:34:27 PM

General Fund (10)				
2620 Operation of Buildings Services	<u>Elementary</u>	<u>Secondary</u>	<u>Federal</u>	<u>Total</u>
100 <u>Personnel Services – Salaries</u>				
100 Personnel Services – Salaries				445,216.01
Total Personnel Services – Salaries				\$445,216.01
200 <u>Personnel Services – Employee Benefits</u>				
210 Group Insurance – Contracted Provider				137,222.06
220 Social Security Contributions				33,074.56
230 PSERS Retirement Contributions				153,624.86
260 Workers' Compensation				8,531.85
Total Personnel Services – Employee Benefits				\$332,453.33
300 <u>Purchased Professional and Technical Services</u>				
329 Professional Educational Services – Other				22,730.10
Total Purchased Professional and Technical Services				\$22,730.10
400 <u>Purchased Property Services</u>				
410 Cleaning Services				11,768.04
420 Utility Services				31,404.41
430 Repairs and Maintenance Services				241,609.72
440 Rentals				4,325.62
460 Extermination Services				2,922.00
Total Purchased Property Services				\$292,029.79
500 <u>Other Purchased Services</u>				
523 General Property and Liability Insurance				61,597.00
Total Other Purchased Services				\$61,597.00
600 <u>Supplies</u>				
610 General Supplies	50,264.57	27,030.68		77,295.25
620 Energy				267,603.38
Total Supplies	\$50,264.57	\$27,030.68		\$344,898.63
700 <u>Property</u>				
752 Capital Equipment – Original and Additional				13,215.46
762 Capitalized Equipment - Replacement			519,613.46	777,821.30
Total Property			\$519,613.46	\$791,036.76
Total 2620 Operation of Buildings Services	\$50,264.57	\$27,030.68	\$519,613.46	\$2,289,961.62

LEA : 114060503 Antietam SD

Printed 1/12/2024 3:34:27 PM

General Fund (10)

2630 Care and Upkeep of Grounds Services	<u>Elementary</u>	<u>Secondary</u>	<u>Federal</u>	<u>Total</u>
400 <u>Purchased Property Services</u>				
410 Cleaning Services				10,370.00
450 Construction Services				(42.49)
Total Purchased Property Services				\$10,327.51
500 <u>Other Purchased Services</u>				
591 Services Purchased Locally				19,800.00
Total Other Purchased Services				\$19,800.00
600 <u>Supplies</u>				
610 General Supplies		3,441.44		3,441.44
Total Supplies		\$3,441.44		\$3,441.44
Total 2630 Care and Upkeep of Grounds Services		\$3,441.44		\$33,568.95

LEA : 114060503 Antietam SD

Printed 1/12/2024 3:34:27 PM

General Fund (10)

2640 Care and Upkeep of Equipment Services	<u>Elementary</u>	<u>Secondary</u>	<u>Federal</u>	<u>Total</u>
400 <u>Purchased Property Services</u>				
430 Repairs and Maintenance Services				7,567.10
440 Rentals				1,202.10
Total Purchased Property Services				\$8,769.20
500 <u>Other Purchased Services</u>				
530 Communications				50.48
Total Other Purchased Services				\$50.48
Total 2640 Care and Upkeep of Equipment Services				\$8,819.68

LEA : 114060503 Antietam SD

Printed 1/12/2024 3:34:27 PM

General Fund (10)

2650 Vehicle Operation and Maintenance Services (Other Than Student Transportation Vehicles)	<u>Elementary</u>	<u>Secondary</u>	<u>Federal</u>	<u>Total</u>
400 <u>Purchased Property Services</u>				
430 Repairs and Maintenance Services				16,103.66
Total Purchased Property Services				\$16,103.66
600 <u>Supplies</u>				
610 General Supplies		124.19		124.19
Total Supplies		\$124.19		\$124.19
Total 2650 Vehicle Operation and Maintenance Services (Other Than Student Transportation Vehicles)		\$124.19		\$16,227.85

LEA : 114060503 Antietam SD

Printed 1/12/2024 3:34:27 PM

General Fund (10)

2660 Safety and Security Services	<u>Elementary</u>	<u>Secondary</u>	<u>Federal</u>	<u>Total</u>
300 <u>Purchased Professional and Technical Services</u>				
322 Professional Educational Services – Ius				5,000.00
350 Security / Safety Services				196,174.47
Total Purchased Professional and Technical Services				\$201,174.47
400 <u>Purchased Property Services</u>				
430 Repairs and Maintenance Services				2,949.00
Total Purchased Property Services				\$2,949.00
Total 2660 Safety and Security Services				\$204,123.47

LEA : 114060503 Antietam SD

Printed 1/12/2024 3:34:27 PM

General Fund (10)

2700 Student Transportation Services	<u>Elementary</u>	<u>Secondary</u>	<u>Federal</u>	<u>Total</u>
100 <u>Personnel Services – Salaries</u>				
100 Personnel Services – Salaries				17,852.17
Total Personnel Services – Salaries				\$17,852.17
200 <u>Personnel Services – Employee Benefits</u>				
210 Group Insurance – Contracted Provider				7,871.65
220 Social Security Contributions				1,308.73
230 PSERS Retirement Contributions				6,294.63
Total Personnel Services – Employee Benefits				\$15,475.01
400 <u>Purchased Property Services</u>				
430 Repairs and Maintenance Services				2,206.38
Total Purchased Property Services				\$2,206.38
500 <u>Other Purchased Services</u>				
513 Contracted Carriers				141,992.16
516 Student Transportation Services From the IU				84,346.21
522 Automotive Liability Insurance				12,038.00
Total Other Purchased Services				\$238,376.37
600 <u>Supplies</u>				
620 Energy				3,117.43
Total Supplies				\$3,117.43
Total 2700 Student Transportation Services				\$277,027.36

LEA : 114060503 Antietam SD

Printed 1/12/2024 3:34:27 PM

General Fund (10)

2710 Supervision of Student Transportation Services	<u>Elementary</u>	<u>Secondary</u>	<u>Federal</u>	<u>Total</u>
100 <u>Personnel Services – Salaries</u>				
100 Personnel Services – Salaries				15,460.58
Total Personnel Services – Salaries				\$15,460.58
200 <u>Personnel Services – Employee Benefits</u>				
210 Group Insurance – Contracted Provider				7,871.65
220 Social Security Contributions				1,125.76
230 PSERS Retirement Contributions				5,451.40
Total Personnel Services – Employee Benefits				\$14,448.81
Total 2710 Supervision of Student Transportation Services				\$29,909.39

LEA : 114060503 Antietam SD

Printed 1/12/2024 3:34:27 PM

General Fund (10)

2719 Supervision of Student Transportation Services – All Other Supervision	<u>Elementary</u>	<u>Secondary</u>	<u>Federal</u>	<u>Total</u>
100 <u>Personnel Services – Salaries</u>				
100 Personnel Services – Salaries				15,460.58
Total Personnel Services – Salaries				\$15,460.58
200 <u>Personnel Services – Employee Benefits</u>				
210 Group Insurance – Contracted Provider				7,871.65
220 Social Security Contributions				1,125.76
230 PSERS Retirement Contributions				5,451.40
Total Personnel Services – Employee Benefits				\$14,448.81
Total 2719 Supervision of Student Transportation Services – All Other Supervision				\$29,909.39

LEA : 114060503 Antietam SD

Printed 1/12/2024 3:34:27 PM

General Fund (10)

2720 Vehicle Operation Services	<u>Elementary</u>	<u>Secondary</u>	<u>Federal</u>	<u>Total</u>
500 <u>Other Purchased Services</u>				
513 Contracted Carriers				141,992.16
516 Student Transportation Services From the IU				84,346.21
Total Other Purchased Services				\$226,338.37
600 <u>Supplies</u>				
620 Energy				3,117.43
Total Supplies				\$3,117.43
Total 2720 Vehicle Operation Services				\$229,455.80

LEA : 114060503 Antietam SD

Printed 1/12/2024 3:34:27 PM

General Fund (10)

2740 Vehicle Servicing and Maintenance Services	<u>Elementary</u>	<u>Secondary</u>	<u>Federal</u>	<u>Total</u>
500 <u>Other Purchased Services</u>				
522 Automotive Liability Insurance				12,038.00
Total Other Purchased Services				\$12,038.00
Total 2740 Vehicle Servicing and Maintenance Services				\$12,038.00

LEA : 114060503 Antietam SD

Printed 1/12/2024 3:34:27 PM

General Fund (10)

2750 Nonpublic Transportation	<u>Elementary</u>	<u>Secondary</u>	<u>Federal</u>	<u>Total</u>
100 <u>Personnel Services – Salaries</u>				
100 Personnel Services – Salaries				2,391.59
Total Personnel Services – Salaries				\$2,391.59
200 <u>Personnel Services – Employee Benefits</u>				
220 Social Security Contributions				182.97
230 PSERS Retirement Contributions				843.23
Total Personnel Services – Employee Benefits				\$1,026.20
400 <u>Purchased Property Services</u>				
430 Repairs and Maintenance Services				2,206.38
Total Purchased Property Services				\$2,206.38
Total 2750 Nonpublic Transportation				\$5,624.17

LEA : 114060503 Antietam SD

Printed 1/12/2024 3:34:27 PM

General Fund (10)

2800 Support Services – Central	<u>Elementary</u>	<u>Secondary</u>	<u>Federal</u>	<u>Total</u>
100 <u>Personnel Services – Salaries</u>				
100 Personnel Services – Salaries				158,804.90
Total Personnel Services – Salaries				\$158,804.90
200 <u>Personnel Services – Employee Benefits</u>				
210 Group Insurance – Contracted Provider				42,001.43
220 Social Security Contributions				11,544.19
230 PSERS Retirement Contributions				55,994.54
Total Personnel Services – Employee Benefits				\$109,540.16
300 <u>Purchased Professional and Technical Services</u>				
340 Technical Services				25,797.08
360 Employee Training and Development Services				2,657.00
Total Purchased Professional and Technical Services				\$28,454.08
400 <u>Purchased Property Services</u>				
430 Repairs and Maintenance Services				5,000.00
Total Purchased Property Services				\$5,000.00
500 <u>Other Purchased Services</u>				
530 Communications				63,812.84
580 Travel				547.65
Total Other Purchased Services				\$64,360.49
600 <u>Supplies</u>				
610 General Supplies				9,830.15
650 Supplies & Fees – Technology Related				112,742.80
Total Supplies				\$122,572.95
700 <u>Property</u>				
756 Capitalized Technology Equipment – Original				23,990.89
766 Capitalized Technology Equipment – Replacement				2,714.00
Total Property				\$26,704.89
800 <u>Other Objects</u>				
810 Dues and Fees				100.00
Total Other Objects				\$100.00
Total 2800 Support Services – Central				\$515,537.47

LEA : 114060503 Antietam SD

Printed 1/12/2024 3:34:27 PM

General Fund (10)				
2810 Planning, Research, Development and Evaluation Services	<u>Elementary</u>	<u>Secondary</u>	<u>Federal</u>	<u>Total</u>
100 <u>Personnel Services – Salaries</u>				
100 Personnel Services – Salaries				158,804.90
Total Personnel Services – Salaries				\$158,804.90
200 <u>Personnel Services – Employee Benefits</u>				
210 Group Insurance – Contracted Provider				42,001.43
220 Social Security Contributions				11,544.19
230 PSERS Retirement Contributions				55,994.54
Total Personnel Services – Employee Benefits				\$109,540.16
300 <u>Purchased Professional and Technical Services</u>				
340 Technical Services				25,797.08
Total Purchased Professional and Technical Services				\$25,797.08
400 <u>Purchased Property Services</u>				
430 Repairs and Maintenance Services				5,000.00
Total Purchased Property Services				\$5,000.00
500 <u>Other Purchased Services</u>				
530 Communications				63,812.84
580 Travel				547.65
Total Other Purchased Services				\$64,360.49
600 <u>Supplies</u>				
610 General Supplies				9,830.15
650 Supplies & Fees – Technology Related				112,742.80
Total Supplies				\$122,572.95
700 <u>Property</u>				
756 Capitalized Technology Equipment – Original				23,990.89
766 Capitalized Technology Equipment – Replacement				2,714.00
Total Property				\$26,704.89
800 <u>Other Objects</u>				
810 Dues and Fees				100.00
Total Other Objects				\$100.00
Total 2810 Planning, Research, Development and Evaluation Services				\$512,880.47

LEA : 114060503 Antietam SD

Printed 1/12/2024 3:34:27 PM

General Fund (10)

2830 Staff Services

<u>Elementary</u>	<u>Secondary</u>	<u>Federal</u>	<u>Total</u>
-------------------	------------------	----------------	--------------

300 Purchased Professional and Technical Services

360 Employee Training and Development Services			2,657.00
--	--	--	----------

Total Purchased Professional and Technical Services			\$2,657.00
--	--	--	-------------------

Total 2830 Staff Services			\$2,657.00
----------------------------------	--	--	-------------------

LEA : 114060503 Antietam SD

Printed 1/12/2024 3:34:27 PM

General Fund (10)

2834 Staff Development Services – Non-Instructional, Certified Staff Only	<u>Elementary</u>	<u>Secondary</u>	<u>Federal</u>	<u>Total</u>
300 <u>Purchased Professional and Technical Services</u>				
360 Employee Training and Development Services				1,128.00
Total Purchased Professional and Technical Services				\$1,128.00
Total 2834 Staff Development Services – Non-Instructional, Certified Staff Only				\$1,128.00

LEA : 114060503 Antietam SD

Printed 1/12/2024 3:34:27 PM

General Fund (10)

2836 Staff Development Services – Non-Instructional, Non-Certified Staff Only	<u>Elementary</u>	<u>Secondary</u>	<u>Federal</u>	<u>Total</u>
300 <u>Purchased Professional and Technical Services</u>				
360 Employee Training and Development Services				1,529.00
Total Purchased Professional and Technical Services				\$1,529.00
Total 2836 Staff Development Services – Non-Instructional, Non-Certified Staff Only				\$1,529.00

LEA : 114060503 Antietam SD

Printed 1/12/2024 3:34:27 PM

General Fund (10)

2900 Other Support Services	<u>Elementary</u>	<u>Secondary</u>	<u>Federal</u>	<u>Total</u>
500 <u>Other Purchased Services</u>				
595 IU Payments By Withholding				8,410.80
Total Other Purchased Services				\$8,410.80
800 <u>Other Objects</u>				
890 Miscellaneous Expenditures				8,557.99
Total Other Objects				\$8,557.99
Total 2900 Other Support Services				\$16,968.79

LEA : 114060503 Antietam SD

Printed 1/12/2024 3:34:27 PM

General Fund (10)

2910 Support Services Not Listed Elsewhere In the 2000 Series

Elementary Secondary Federal Total

500 <u>Other Purchased Services</u>				
595 IU Payments By Withholding				8,410.80
Total Other Purchased Services				\$8,410.80
800 <u>Other Objects</u>				
890 Miscellaneous Expenditures				8,557.99
Total Other Objects				\$8,557.99
Total 2910 Support Services Not Listed Elsewhere In the 2000 Series				\$16,968.79

LEA : 114060503 Antietam SD

Printed 1/12/2024 3:34:29 PM

General Fund (10)

3000 Operation of Non-Instructional Services		<u>Total</u>
100 <u>Personnel Services – Salaries</u>		
100 Personnel Services – Salaries	191,981.00	
Total Personnel Services – Salaries	\$191,981.00	
200 <u>Personnel Services – Employee Benefits</u>		
210 Group Insurance – Contracted Provider	(73.86)	
220 Social Security Contributions	14,472.00	
230 PSERS Retirement Contributions	49,049.29	
Total Personnel Services – Employee Benefits	\$63,447.43	
300 <u>Purchased Professional and Technical Services</u>		
330 Other Professional Services	42,500.00	
350 Security / Safety Services	2,606.25	
390 Other Purchased Professional and Technical Services	46,644.00	
Total Purchased Professional and Technical Services	\$91,750.25	
400 <u>Purchased Property Services</u>		
430 Repairs and Maintenance Services	3,773.39	
Total Purchased Property Services	\$3,773.39	
500 <u>Other Purchased Services</u>		
510 Student Transportation Services	42,561.24	
580 Travel	1,722.79	
592 Services Purchased From Another LEA Within the State	30,203.23	
Total Other Purchased Services	\$74,487.26	
600 <u>Supplies</u>		
610 General Supplies	29,963.86	
620 Energy	251.52	
630 Food	112.86	
650 Supplies & Fees – Technology Related	6,868.00	
Total Supplies	\$37,196.24	
700 <u>Property</u>		
752 Capital Equipment – Original and Additional	8,431.95	
Total Property	\$8,431.95	
800 <u>Other Objects</u>		
810 Dues and Fees	2,750.00	
Total Other Objects	\$2,750.00	
Total 3000 Operation of Non-Instructional Services	\$473,817.52	

LEA : 114060503 Antietam SD

Printed 1/12/2024 3:34:29 PM

General Fund (10)

3200 Student Activities

	<u>Elementary</u>	<u>Secondary</u>	<u>Federal</u>	<u>Total</u>
100 <u>Personnel Services – Salaries</u>				
100 Personnel Services – Salaries				191,981.00
Total Personnel Services – Salaries				\$191,981.00
200 <u>Personnel Services – Employee Benefits</u>				
210 Group Insurance – Contracted Provider				(73.86)
220 Social Security Contributions				14,472.00
230 PSERS Retirement Contributions				49,049.29
Total Personnel Services – Employee Benefits				\$63,447.43
300 <u>Purchased Professional and Technical Services</u>				
330 Other Professional Services				42,500.00
350 Security / Safety Services				2,606.25
390 Other Purchased Professional and Technical Services				24,785.50
Total Purchased Professional and Technical Services				\$69,891.75
400 <u>Purchased Property Services</u>				
430 Repairs and Maintenance Services				3,773.39
Total Purchased Property Services				\$3,773.39
500 <u>Other Purchased Services</u>				
510 Student Transportation Services				42,561.24
580 Travel				1,722.79
592 Services Purchased From Another LEA Within the State				30,203.23
Total Other Purchased Services				\$74,487.26
600 <u>Supplies</u>				
610 General Supplies				29,313.15
620 Energy				251.52
630 Food				112.86
650 Supplies & Fees – Technology Related				6,868.00
Total Supplies				\$36,545.53
700 <u>Property</u>				
752 Capital Equipment – Original and Additional				8,431.95
Total Property				\$8,431.95
800 <u>Other Objects</u>				
810 Dues and Fees				2,750.00
Total Other Objects				\$2,750.00
Total 3200 Student Activities				\$451,308.31

LEA : 114060503 Antietam SD

Printed 1/12/2024 3:34:29 PM

General Fund (10)

3300 Community Services	<u>Elementary</u>	<u>Secondary</u>	<u>Federal</u>	<u>Total</u>
300 <u>Purchased Professional and Technical Services</u>				
390 Other Purchased Professional and Technical Services				21,858.50
Total Purchased Professional and Technical Services				\$21,858.50
600 <u>Supplies</u>				
610 General Supplies			650.71	650.71
Total Supplies			\$650.71	\$650.71
Total 3300 Community Services			\$650.71	\$22,509.21

LEA : 114060503 Antietam SD

Printed 1/12/2024 3:34:33 PM

General Fund (10)

4000 Facilities Acquisition, Construction and Improvement Services	<u>Total</u>
300 <u>Purchased Professional and Technical Services</u>	
330 Other Professional Services	9,220.00
Total Purchased Professional and Technical Services	\$9,220.00
400 <u>Purchased Property Services</u>	
430 Repairs and Maintenance Services	474,018.55
450 Construction Services	94,806.00
Total Purchased Property Services	\$568,824.55
Total 4000 Facilities Acquisition, Construction and Improvement Services	\$578,044.55

LEA : 114060503 Antietam SD

Printed 1/12/2024 3:34:33 PM

General Fund (10)

4600 Existing Building Improvement Services	<u>Elementary</u>	<u>Secondary</u>	<u>Federal</u>	<u>Total</u>
300 <u>Purchased Professional and Technical Services</u>				
330 Other Professional Services			9,220.00	9,220.00
Total Purchased Professional and Technical Services			\$9,220.00	\$9,220.00
400 <u>Purchased Property Services</u>				
430 Repairs and Maintenance Services			474,018.55	474,018.55
450 Construction Services			94,806.00	94,806.00
Total Purchased Property Services			\$568,824.55	\$568,824.55
Total 4600 Existing Building Improvement Services			\$578,044.55	\$578,044.55

LEA : 114060503 Antietam SD

Printed 1/12/2024 3:34:38 PM

General Fund (10)

5000 Other Expenditures and Financing Uses		<u>Total</u>
800 <u>Other Objects</u>		
830 Interest		518,844.66
880 Refunds of Prior Years' Receipts		76,209.63
Total Other Objects		\$595,054.29
900 <u>Other Uses of Funds</u>		
910 Redemption of Principal		1,203,047.00
Total Other Uses of Funds		\$1,203,047.00
Total 5000 Other Expenditures and Financing Uses		\$1,798,101.29

LEA : 114060503 Antietam SD

Printed 1/12/2024 3:34:38 PM

General Fund (10)

5100 Debt Service / Other Expenditures and Financing Uses	<u>Elementary</u>	<u>Secondary</u>	<u>Federal</u>	<u>Total</u>
800 <u>Other Objects</u>				
830 Interest				518,844.66
880 Refunds of Prior Years' Receipts				76,209.63
Total Other Objects				\$595,054.29
900 <u>Other Uses of Funds</u>				
910 Redemption of Principal				1,203,047.00
Total Other Uses of Funds				\$1,203,047.00
Total 5100 Debt Service / Other Expenditures and Financing Uses				\$1,798,101.29

LEA : 114060503 Antietam SD

Printed 1/12/2024 3:34:38 PM

General Fund (10)

5110 Debt Service	<u>Elementary</u>	<u>Secondary</u>	<u>Federal</u>	<u>Total</u>
800 <u>Other Objects</u>				
830 Interest				517,396.66
Total Other Objects				\$517,396.66
900 <u>Other Uses of Funds</u>				
910 Redemption of Principal				1,189,939.00
Total Other Uses of Funds				\$1,189,939.00
Total 5110 Debt Service				\$1,707,335.66

LEA : 114060503 Antietam SD

Printed 1/12/2024 3:34:38 PM

General Fund (10)

5130 Refund of Prior Year Revenues / Receipts	<u>Elementary</u>	<u>Secondary</u>	<u>Federal</u>	<u>Total</u>
800 <u>Other Objects</u>				
880 Refunds of Prior Years' Receipts				76,209.63
Total Other Objects				\$76,209.63
Total 5130 Refund of Prior Year Revenues / Receipts				\$76,209.63

LEA : 114060503 Antietam SD

Printed 1/12/2024 3:34:38 PM

General Fund (10)

5140 Leases and Other Right-to-Use Arrangements	<u>Elementary</u>	<u>Secondary</u>	<u>Federal</u>	<u>Total</u>
800 <u>Other Objects</u>				
830 Interest				1,448.00
Total Other Objects				\$1,448.00
900 <u>Other Uses of Funds</u>				
910 Redemption of Principal				13,108.00
Total Other Uses of Funds				\$13,108.00
Total 5140 Leases and Other Right-to-Use Arrangements				\$14,556.00

LEA : 114060503 Antietam SD

Printed 1/12/2024 3:34:31 PM

Student Sponsored Activity Fund (21)

3000 Operation of Non-Instructional Services	<u>Total</u>
300 <u>Purchased Professional and Technical Services</u>	
390 Other Purchased Professional and Technical Services	68,662.22
Total Purchased Professional and Technical Services	\$68,662.22
Total 3000 Operation of Non-Instructional Services	\$68,662.22

LEA : 114060503 Antietam SD

Printed 1/12/2024 3:34:31 PM

Student Sponsored Activity Fund (21)

3200 Student Activities

<u>Elementary</u>	<u>Secondary</u>	<u>Federal</u>	<u>Total</u>
-------------------	------------------	----------------	--------------

300 Purchased Professional and Technical Services

390 Other Purchased Professional and Technical Services			68,662.22
---	--	--	-----------

Total Purchased Professional and Technical Services			\$68,662.22
--	--	--	--------------------

Total 3200 Student Activities			\$68,662.22
--------------------------------------	--	--	--------------------

LEA : 114060503 Antietam SD

Printed 1/12/2024 3:34:32 PM

Public Purpose (Expendable) Trust Fund (27)

3000 Operation of Non-Instructional Services

Total

800 Other Objects

890 Miscellaneous Expenditures

800.00

Total Other Objects

\$800.00

Total 3000 Operation of Non-Instructional Services

\$800.00

LEA : 114060503 Antietam SD

Printed 1/12/2024 3:34:32 PM

Public Purpose (Expendable) Trust Fund (27)

3400 Scholarships and Awards	<u>Elementary</u>	<u>Secondary</u>	<u>Federal</u>	<u>Total</u>
800 <u>Other Objects</u>				
890 Miscellaneous Expenditures				800.00
Total Other Objects				\$800.00
Total 3400 Scholarships and Awards				\$800.00

LEA : 114060503 Antietam SD

Printed 1/12/2024 3:34:35 PM

Capital Reserve Fund - § 1431 (32)

4000 Facilities Acquisition, Construction and Improvement Services

Total

400 <u>Purchased Property Services</u>	
430 Repairs and Maintenance Services	15,694.00
Total Purchased Property Services	\$15,694.00
700 <u>Property</u>	
762 Capitalized Equipment - Replacement	22,776.00
Total Property	\$22,776.00
Total 4000 Facilities Acquisition, Construction and Improvement Services	\$38,470.00

LEA : 114060503 Antietam SD

Printed 1/12/2024 3:34:35 PM

Capital Reserve Fund - § 1431 (32)

4600 Existing Building Improvement Services	<u>Elementary</u>	<u>Secondary</u>	<u>Federal</u>	<u>Total</u>
400 <u>Purchased Property Services</u>				
430 Repairs and Maintenance Services				15,694.00
Total Purchased Property Services				\$15,694.00
700 <u>Property</u>				
762 Capitalized Equipment - Replacement				22,776.00
Total Property				\$22,776.00
Total 4600 Existing Building Improvement Services				\$38,470.00

LEA : 114060503 Antietam SD

Printed 1/12/2024 3:34:36 PM

Other Capital Projects Fund (39)

4000 Facilities Acquisition, Construction and Improvement Services

Total

300 Purchased Professional and Technical Services

330 Other Professional Services	187,465.57
---------------------------------	------------

Total Purchased Professional and Technical Services	\$187,465.57
---	--------------

400 Purchased Property Services

450 Construction Services	282,191.59
---------------------------	------------

Total Purchased Property Services	\$282,191.59
-----------------------------------	--------------

Total 4000 Facilities Acquisition, Construction and Improvement Services	\$469,657.16
--	--------------

LEA : 114060503 Antietam SD

Printed 1/12/2024 3:34:36 PM

Other Capital Projects Fund (39)

4600 Existing Building Improvement Services	<u>Elementary</u>	<u>Secondary</u>	<u>Federal</u>	<u>Total</u>
300 <u>Purchased Professional and Technical Services</u>				
330 Other Professional Services				187,465.57
Total Purchased Professional and Technical Services				\$187,465.57
400 <u>Purchased Property Services</u>				
450 Construction Services				282,191.59
Total Purchased Property Services				\$282,191.59
Total 4600 Existing Building Improvement Services				\$469,657.16

LEA : 114060503 Antietam SD

Printed 1/12/2024 3:34:41 PM

	<u>General Fund(10)</u>	<u>Student Sponsored Activity Fund(21)</u>	<u>Public Purpose Trust(27)</u>	<u>Other Compt Approved (28)</u>	<u>Athletic / Activity(29)</u>
1000 <u>Instruction</u>					
1100 Regular Programs - Elementary / Secondary	8,409,751.66				
1200 Special Programs - Elementary / Secondary	3,905,573.23				
1300 Vocational Education	388,811.56				
1400 Other Instructional Programs - Elementary / Secondary	60,203.63				
1500 Nonpublic School Programs	26,511.38				
Total Instruction	\$12,790,851.46				
2000 <u>Support Services</u>					
2100 Support Services - Students	691,312.35				
2200 Support Services - Instructional Staff	745,308.60				
2300 Support Services - Administration	1,783,499.16				
2400 Support Services - Pupil Health	217,603.74				
2500 Support Services - Business	447,386.08				
2600 Operation and Maintenance of Plant Services	2,704,674.45				
2700 Student Transportation Services	277,027.36				
2800 Support Services - Central	515,537.47				
2900 Other Support Services	16,968.79				
Total Support Services	\$7,399,318.00				
3000 <u>Operation of Non-Instructional Services</u>					
3200 Student Activities	451,308.31	68,662.22			
3300 Community Services	22,509.21				
3400 Scholarships and Awards				800.00	
Total Operation of Non-Instructional Services	\$473,817.52	\$68,662.22		\$800.00	
4000 <u>Facilities Acquisition, Construction and Improvement Services</u>					
4600 Existing Building Improvement Services	578,044.55				
Total Facilities Acquisition, Construction and Improvement Services	\$578,044.55				
5000 <u>Other Expenditures and Financing Uses</u>					
5100 Debt Service / Other Expenditures and Financing Uses	1,798,101.29				
Total Other Expenditures and Financing Uses	\$1,798,101.29				
TOTAL ACTUAL EXPENDITURES & OTHER FINANCING USES	\$23,040,132.82	\$68,662.22		\$800.00	

LEA : 114060503 Antietam SD

Printed 1/12/2024 3:34:41 PM

	<u>Capital Reserve (690.1850)(31)</u>	<u>Capital Reserve (1431)(32)</u>	<u>Other Capital Projects Fund(39)</u>	<u>Debt Service(40)</u>	<u>Permanent(90)</u>
1000 <u>Instruction</u>					
1100 Regular Programs - Elementary / Secondary					
1200 Special Programs - Elementary / Secondary					
1300 Vocational Education					
1400 Other Instructional Programs - Elementary / Secondary					
1500 Nonpublic School Programs					
Total Instruction					
2000 <u>Support Services</u>					
2100 Support Services - Students					
2200 Support Services - Instructional Staff					
2300 Support Services - Administration					
2400 Support Services - Pupil Health					
2500 Support Services - Business					
2600 Operation and Maintenance of Plant Services					
2700 Student Transportation Services					
2800 Support Services - Central					
2900 Other Support Services					
Total Support Services					
3000 <u>Operation of Non-Instructional Services</u>					
3200 Student Activities					
3300 Community Services					
3400 Scholarships and Awards					
Total Operation of Non-Instructional Services					
4000 <u>Facilities Acquisition, Construction and Improvement Services</u>					
4600 Existing Building Improvement Services		38,470.00	469,657.16		
Total Facilities Acquisition, Construction and Improvement Services		\$38,470.00	\$469,657.16		
5000 <u>Other Expenditures and Financing Uses</u>					
5100 Debt Service / Other Expenditures and Financing Uses					
Total Other Expenditures and Financing Uses					
TOTAL ACTUAL EXPENDITURES & OTHER FINANCING USES		\$38,470.00	\$469,657.16		

LEA : 114060503 Antietam SD

Printed 1/12/2024 3:34:41 PM

	<u>Total</u>
1000 <u>Instruction</u>	
1100 Regular Programs - Elementary / Secondary	8,409,751.66
1200 Special Programs - Elementary / Secondary	3,905,573.23
1300 Vocational Education	388,811.56
1400 Other Instructional Programs - Elementary / Secondary	60,203.63
1500 Nonpublic School Programs	26,511.38
Total Instruction	\$12,790,851.46
2000 <u>Support Services</u>	
2100 Support Services - Students	691,312.35
2200 Support Services - Instructional Staff	745,308.60
2300 Support Services - Administration	1,783,499.16
2400 Support Services - Pupil Health	217,603.74
2500 Support Services - Business	447,386.08
2600 Operation and Maintenance of Plant Services	2,704,674.45
2700 Student Transportation Services	277,027.36
2800 Support Services - Central	515,537.47
2900 Other Support Services	16,968.79
Total Support Services	\$7,399,318.00
3000 <u>Operation of Non-Instructional Services</u>	
3200 Student Activities	519,970.53
3300 Community Services	22,509.21
3400 Scholarships and Awards	800.00
Total Operation of Non-Instructional Services	\$543,279.74
4000 <u>Facilities Acquisition, Construction and Improvement Services</u>	
4600 Existing Building Improvement Services	1,086,171.71
Total Facilities Acquisition, Construction and Improvement Services	\$1,086,171.71
5000 <u>Other Expenditures and Financing Uses</u>	
5100 Debt Service / Other Expenditures and Financing Uses	1,798,101.29
Total Other Expenditures and Financing Uses	\$1,798,101.29
TOTAL ACTUAL EXPENDITURES & OTHER FINANCING USES	\$23,617,722.20

LEA : 114060503 Antietam SD

Printed 1/12/2024 3:34:51 PM

PSERS Salary Data (Salary Data should relate to the General Fund only)

Amount	Description	Amount
	Total Salary Base for salaries subject to PSERS withholding	8,315,223.10
	Total Federally Funded salaries subject to PSERS withholding	709,337.77

Title I Expenditure Data

Amount	Description	Amount
	Expenditures Funded with Current Title I Funds	255,636.00
	Expenditures Funded with Carry over Title I Funds	5,074.00
Total	Title I Expenditure Data	\$260,710.00

Title IV Revenue Data

Amount	Description	Amount
	Revenue from Title IV-A-1: Student Support and Academic Enrichment Grants	24,286.00
	Revenue from Title IV-B: 21st Century Community Learning Centers	209,688.55

Title V Revenue Data

Amount	Description	Amount
	Revenue from Title V-B-2: Rural and Low-Income School Programs	
	Revenue from Title V-B-1: Small Rural School Achievement (Directly from the Federal Govt)	

1 .	<u>Current Special Education Expenditures within Function 1000</u> See list of exclusions in the note below.	3,104,377.25
2 .	<u>Current Special Education Expenditures within Function 2000</u> See list of exclusions in the note below.	542,754.27
2A.	<u>Current Special Education Expenditures within Sub-Function 2100</u> This data should also be included in line 2 above. See list of exclusions in the note below.	53,132.13
2B.	<u>Current Special Education Expenditures within Sub-Function 2200</u> This data should also be included in line 2 above. See list of exclusions in the note below.	395,390.46
2C.	<u>Current Special Education Expenditures within Sub-Function 2700</u> This data should also be included in line 2 above. See list of exclusions in the note below.	
3.	<u>Current Special Education Expenditures within Sub-Function 3100</u> See list of exclusions in the note below.	
4.	<u>Current Special Education Expenditures within Sub-Function 3200</u> See list of exclusions in the note below.	

Note: The Current Special Education Expenditure amounts for each line should be calculated as follows:

- * Include the total expenditures for special education costs from all governmental funds and the food service fund 51 for the function/sub-function requested
- * Exclude data from sub-functions: 1243,1450,1500,1600,1807,2280,2450,2750,2990
- * Exclude data from objects: 322,511,512,516,561,562,564,566,592,593,594,595,596,597,700,830,899

Benefits for Staff Relative to Collective Bargaining Agreements

	OBJECT	COVERED	NOT COVERED	TOTAL
10 General Fund	No Self Insurance data to report			
	211 Medical Insurance	1,341,469.61	535,068.27	1,876,537.88
	212 Dental Insurance	39,684.98	28,648.77	68,333.75
	215 Eye Care Insurance	8,424.25	3,671.95	12,096.20
	216 Prescription Insurance			
	271 Self-Insurance Medical Benefits			
	272 Self-Insurance Dental Benefits			
	275 Self-Insurance Eye Care Benefits			
	276 Self-Insurance Prescription Benefits			
	FUND TOTAL	\$1,389,578.84	\$567,388.99	\$1,956,967.83
50 Enterprise Fund	No Self Insurance data to report			
	211 Medical Insurance			
	212 Dental Insurance			
	215 Eye Care Insurance			
	216 Prescription Insurance			
	271 Self-Insurance Medical Benefits			
	272 Self-Insurance Dental Benefits			
	275 Self-Insurance Eye Care Benefits			
	276 Self-Insurance Prescription Benefits			
	FUND TOTAL			
60 Internal Service Fund	No Self Insurance data to report			
	211 Medical Insurance			
	212 Dental Insurance			
	215 Eye Care Insurance			
	216 Prescription Insurance			
	271 Self-Insurance Medical Benefits			
	272 Self-Insurance Dental Benefits			
	275 Self-Insurance Eye Care Benefits			
	276 Self-Insurance Prescription Benefits			
	FUND TOTAL			
Total of All Funds		\$1,389,578.84	\$567,388.99	\$1,956,967.83

LEA : 114060503 Antietam SD

Printed 1/12/2024 3:34:55 PM

Function	Special Education (Prior Year)	Nonspecial Education (Prior Year)	Total (Prior Year)	Special Education (Current Year)	Nonspecial Education (Current Year)	Total (Current Year)
2120 Guidance Services	115,755.16	312,967.66	428,722.82	119,883.39	324,129.17	444,012.56
2140 Psychological Services	84,850.00	98,006.51	182,856.51	79,114.60	86,828.86	165,943.46
2150 Speech Pathology and Audiology Services						
2160 Social Work Services						
2260 Instruction and Curriculum Development Services	364,518.43	2,904.51	367,422.94	395,074.46	3,749.47	398,823.93
2350 Legal and Accounting Services	17,139.00	54,480.72	71,619.72	93,378.68	51,662.22	145,040.90
2420 Medical Services		295.00	295.00		322.00	322.00
2440 Nursing Services	48,188.64	130,287.80	178,476.44	53,513.45	144,684.51	198,197.96
2700 Student Transportation Services	199,592.63	155,785.00	355,377.63	138,513.68	138,513.68	277,027.36
Total	\$830,043.86	\$754,727.20	\$1,584,771.06	\$879,478.26	\$749,889.91	\$1,629,368.17

LEA : 114060503 Antietam SD

Printed 1/12/2024 3:34:57 PM

	(PRINCIPAL AMOUNTS ONLY)							
<u>GOVERNMENTAL FUNDS/ ACTIVITIES</u>	Short-Term Borrowing	General Obligation Bonds/Notes	Authority Building Obligations	Leases, Other Right to Use Arrangements	Extended Term Financing Agreements	Other Long Term Debt/Liabilities	OPEB, Comp Abs, Net Pension Liab	Total
1. Debt at Beginning of Fiscal Year		19,260,000.00		30,068.39	74,843.70		23,749,901.00	43,114,813.09
2. Additional Debt Incurred During Year							5,543,390.00	5,543,390.00
3. Retirements and Repayments		1,115,000.00		13,108.00	74,843.70		3,194,922.00	4,397,873.70
4. Debt at End of Fiscal Year		18,145,000.00		16,960.39			26,098,369.00	44,260,329.39
5. Accreted Interest at End Of Fiscal Year								
6. Total Debt and Accreted Interest		18,145,000.00		16,960.39			26,098,369.00	44,260,329.39
7. Current Portion P&I - Due within 1 year		1,626,811.80		6,757.00			112,163.00	1,745,731.80
8. Interest Paid during current fiscal year		515,556.80		1,448.00	1,839.84			518,844.64

(PRINCIPAL AMOUNTS ONLY)							
<u>PROPRIETARY FUNDS</u>							
1. Debt at Beginning of Fiscal Year							
2. Additional Debt Incurred During Year							
3. Retirements and Repayments							
4. Debt at End of Fiscal Year							
5. Accreted Interest at End Of Fiscal Year							
6. Total Debt and Accreted Interest							
7. Current Portion P&I - Due within 1 year							
8. Interest Paid during current fiscal year							

LEA : 114060503 Antietam SD

Total Principal and Interest Payments Made by Your School - All Funds

Function	Fund		Principal (910)	Principal (920)	Interest (830)	Total (Principal +Interest)	Misc Other Uses (990)
5110	10	General Fund	1,189,939.00		517,396.66	1,707,335.66	
5110	20	Special Revenue Funds					
5110	30	Capital Projects Funds					
5110	40	Debt Service Fund					
5110	90	Permanent Fund					
5120	10	General Fund					
5120	20	Special Revenue Funds					
5120	30	Capital Projects Funds					
5120	40	Debt Service Fund					
5140	10	General Fund	13,108.00		1,448.00	14,556.00	
5140	20	Special Revenue Funds					
5140	30	Capital Projects Funds					
5140	40	Debt Service Fund					
5140	90	Permanent Fund					
Total Debt Payments - Governmental Funds			\$1,203,047.00		\$518,844.66	\$1,721,891.66	

Function	Fund		Principal (910)	Principal (920)	Interest (830)	Total (Principal +Interest)
5110	50	Enterprise Fund				
5110	60	Internal Service Fund				
5120	50	Enterprise Fund				
5120	60	Internal Service Fund				
5140	50	Enterprise Fund				
5140	60	Internal Service Fund				
Total Debt Payments - Proprietary Funds						

LEA : 114060503 Antietam SD

Printed 1/12/2024 3:34:57 PM

Debt Details
Governmental Funds/ Activities

Debt Category	Debt Issue Date (MM/YYYY)	Principal Amounts Only				Current Portion Due Within One Year (Principal and Interest)	Interest Paid During Fiscal Year
		Debt at Beginning of Fiscal Year	Additions	Reductions / Repayments	Debt at End of Fiscal Year		
General Obligation Bonds/Notes – CIB	03/2021	10,875,000.00		325,000.00	10,550,000.00	570,686.80	247,831.80
General Obligation Bonds/Notes – CIB	07/2020	8,385,000.00		790,000.00	7,595,000.00	1,056,125.00	267,725.00
Leases and Other Right to Use Arrangements		30,068.39		13,108.00	16,960.39	6,757.00	1,448.00
Extended Term Financing Agreements		74,843.70		74,843.70			1,839.84
Compensated Absences		242,219.00	92,635.00	85,807.00	249,047.00	112,163.00	
Net Pension Liability		21,103,000.00	5,450,755.00	2,634,755.00	23,919,000.00		
Other Post-Employment Benefits (OPEB)		2,404,682.00		474,360.00	1,930,322.00		
Totals for Debt Entered:		\$43,114,813.09	\$5,543,390.00	\$4,397,873.70	\$44,260,329.39	\$1,745,731.80	\$518,844.64

LEA : 114060503 Antietam SD

General Fund (10)

Section 1: Tuition/Purchased Services as Reported within Expenditure Detail	Amount
Tuition Reported in General Fund Expenditures 1000-560	1,981,819.56
Purchased Services in General Fund Expenditures 1000-594 and 1000-597	
Section 1 Total	\$1,981,819.56

Section 2: Tuition Paid to Institution Types During Fiscal Year	Tuition Paid For Nonspecial Education	Tuition Paid For Special Education	Total
1 1306 Institutions			
2 Institutionalized Children's Programs			
3 Juveniles Incarcerated in Adult Facilities			
4 Residential Treatment Facilities			
5 Other Local Education Agencies	6,565.37	112,250.00	118,815.37
6 Brick and Mortar Charter Schools			
7 Cyber Charter Schools	239,025.68	326,004.90	565,030.58
8 Career and Technology Centers	344,067.00	44,744.56	388,811.56
9 Approved Private Schools			
10 PA Chartered Schools for the Deaf and Blind			
11 Private Residential Rehabilitative Institutions	36,564.90		36,564.90
12 Juvenile Detention Centers		20,144.13	20,144.13
13 Special Program Jointures			
14 Other Tuition Not Included Elsewhere In This Section	30,158.08	822,294.94	852,453.02
Section 2 Total	\$656,381.03	\$1,325,438.53	\$1,981,819.56

LEA : 114060503 Antietam SD

Printed 1/12/2024 3:35:01 PM

Fund	School	School Number	Local Personnel	Local Nonpersonnel	State Personnel	State Nonpersonnel	Federal Personnel	Federal Nonpersonnel	Total	Explanation
10										
	Antietam MS/HS	820	3,334,511.40	757,002.96	2,515,508.60	571,072.41	201,524.20	112,127.33	7,491,746.90	
	Mt Penn El Sch	5205	2,880,771.56	668,495.25	2,173,213.63	504,303.43	513,981.34	325,634.80	7,066,400.01	
	Mt Penn Primary Ctr	8482	1,084,261.31	414,110.99	985,083.51	312,399.52	170,877.19	92,396.20	3,059,128.72	
Total			7,299,544.27	1,839,609.20	5,673,805.74	1,387,775.36	886,382.73	530,158.33	17,617,275.63	